



Board of Commissioners
Regular Business Meeting
910 N Gary Ave
Premier Room

April 24, 2023
6:00pm

- 1. Call To Order**
- 2. Roll Call – Pledge of Allegiance**
- 3. Listening Post**
 - A. Jeremy Richter Introduction
 - B. Michaela Vasalos Introduction
- 4. Changes or Additions to the Agenda**
- 5. Consent Agenda**

All items listed are included in the Consent agenda. There will be no separate discussion of these items. Members of the public may petition in writing that an item be removed from the Consent Agenda.

 - A. Approval: Regular Minutes: April 10, 2023
 - B. Approval: Special Meeting Minutes: April 17, 2023
 - C. Ratify: March 2023 Bills
 - D. Ratify: First Quarter Treasurers Report
- 6. Discussion Items**
 - A. Update on Klein Creek Shoreline Restoration Project at Armstrong Park
(Presentation by Greg Ulreich, Civil/Stormwater Engineer)
- 7. Action Items**
 - A. Approval: Walter Park – Final Design Services
 - B. Approval: Personal Policy Amendment, Policy 3-12 Family Bereavement Leave
 - C. Approval: Natural Gas Contract
- 8. Closed Session**
- 9. Action pertaining to closed session**
- 10. Adjournment**



Board of Commissioners
Regular Meeting
April 10, 2023
6:00pm

Call to Order	Commissioner Powers called the meeting to order at 6:00 pm.								
Roll Call/Pledge of Allegiance	Present: Commissioners Jeffery, Powers, Del Preto, Gramann, and Bird. Absent: Commissioners Jaszka and Sokolowski. Staff: Executive Director Reuter, Deputy Director Rini, Directors Bachewicz and Hamilton, Superintendents Quinn and Scumaci, Executive Assistant Greninger.								
Listening Post	None								
Changes to the Agenda	Remove item 8A, Update on Klein Creek Shoreline Restoration Project. It will be rescheduled. Move Item 4A to precede item 10B Closed Session.								
Consent Agenda	<p>Commissioner Gramann made a motion to accept the consent agenda as read. Seconded by Commissioner Bird.</p> <p style="padding-left: 40px;">A. Approval: Regular Minutes: March 13, 2023</p> <p style="padding-left: 40px;">B. Approval: Ordinance No. 567 Park District Surplus</p> <p>Voice Vote. All in favor. Motion Passes.</p> <p>Commissioner Jeffery made a motion to approve the consent agenda as read. Seconded by Commissioner Del Preto.</p> <p>Roll Call Vote:</p> <table style="width: 100%; border: none;"> <tr> <td style="width: 50%;">Commissioner Del Preto: aye</td> <td style="width: 50%;">Commissioner Gramann: aye</td> </tr> <tr> <td>Commissioner Jaszka: absent</td> <td>Commissioner Powers: aye</td> </tr> <tr> <td>Commissioner Jeffery: aye</td> <td>Commissioner Sokolowski: absent</td> </tr> <tr> <td>Commissioner Bird: aye</td> <td></td> </tr> </table> <p>Motion Passes 5-0-2</p>	Commissioner Del Preto: aye	Commissioner Gramann: aye	Commissioner Jaszka: absent	Commissioner Powers: aye	Commissioner Jeffery: aye	Commissioner Sokolowski: absent	Commissioner Bird: aye	
Commissioner Del Preto: aye	Commissioner Gramann: aye								
Commissioner Jaszka: absent	Commissioner Powers: aye								
Commissioner Jeffery: aye	Commissioner Sokolowski: absent								
Commissioner Bird: aye									
Discussion Items	<p>A. Weekly Happenings</p> <ul style="list-style-type: none"> • Commissioner Gramann complimented staff on the Year in Review. It was informative and uplifting. Commissioner Jeffery added highlighting our Partnerships was very informative. Commissioner Powers agreed partnerships are one of our biggest assets. • Commissioner Del Preto asked when Coral Cove Water Park will open. Director Bachewicz said Memorial Day weekend. If the weather is nice, there may be a pop up date prior to the official opening. • Commissioner Jeffery is excited about the Community Park Groundbreaking Ceremony. 								



	<ul style="list-style-type: none"> • Commissioner Powers is pleased we were awarded the Tourism Grant. Executive Director Reuter agreed. The grant money will be used to replace the turf at McCaslin. • Executive Director Reuter added we were not awarded the ITEP Grant for Veterans Trail. We will refocus and apply for the IDNR Bike Trail grant.
<p>Action Items</p>	<p>A. Approval: Bid Award - Community Park Renovation Project Executive Director Reuter said we worked hard to get to this point. Even with the project coming in over budget, we are in good shape. There is a preconstruction meeting with DuPage County before the work can begin. Director Hamilton said the references for Construction Inc. came in very high. Commissioner Bird added he has worked with them over the past couple of years. They are general contractors who hire good subcontractors to do the work. Commissioner Powers asked who will be the Project Managers. Director Hamilton said there will be two representatives from Construction Inc. and the team at Wight.</p> <p>Commissioner Del Preto made a motion to award the bid for Community Park renovations to Construction Inc., Lombard, IL for \$2,118,000. Seconded by Commissioner Bird.</p> <p>Roll Call Vote: Commissioner Del Preto: aye Commissioner Jaszka: absent Commissioner Jeffery: aye Commissioner Bird: aye Commissioner Gramann: aye Commissioner Powers: aye Commissioner Sokolowski: absent</p> <p>Motion Passes 5-0-2</p> <p>B. Approval: Bid Award – Armstrong Park North Parking Lot Executive Director Reuter said this project was awarded a water quality grant in 2019. It was delayed due to the Klein Creek Shoreline Restoration Project. DuPage County has allowed us to delay our project to accommodate the Shoreline Restoration Project. The Village will use this parking lot as a staging area for heavy equipment while they are working on Phase III of the Armstrong Shoreline Restoration Project. The Village went out to bid on their project, including the Park District’s parking lot and sidewalk. They accepted the lowest bid from V3 Construction Group. Staff believes the value of a coordinated project and the improvements to come through the pending intergovernmental agreement will be very beneficial to the District. Staff estimates that if the parking lot project were to be rebid individually, the cost would be higher as the Park District would bear all ancillary costs such as deployment of equipment, temporary fencing and disposal of material. The extra dirt from the stabilization project will be used to improve the District’s sled hill at Armstrong Park to that it is similar in size to North Park in Wheaton. Director Hamilton said we are working on a design to make the sled hill ADA accessible, which will be the first of its kind in the area.</p> <p>Commissioner Jeffery made a motion to approve payment totaling \$185,000 to the Village of Carol Stream for reimbursement of the District’s portion of a coordinated bid which</p>



	<p>included the repair and replacement of the Armstrong Park North Parking Lot with permeable pavers. Seconded by Commissioner Bird. Voice Vote. All in favor. Motion passes.</p> <p>B. Approval: Purchase of a Ford Pickup Truck w/ Life Gate Commissioner Jeffery made a motion to approve the purchase of a F150 pickup truck with a lift gate from Morrow Brothers Ford, Inc., Greenfield, IL in the amount of \$45,385. Seconded by Commissioner Bird. Voice Vote. All in favor. Motion passes.</p>
Closed Session	<p>Motion by Commissioner Gramann to enter into closed session at 6:37 to discuss Section 2(c) (11) Pending Litigation and 2(c)(1) Personnel. Seconded by Commissioner DelPreto. Motion by Commissioner Bird to arise from closed session. Commissioner Del Preto seconded the motion. Arose from closed session at 7:29pm.</p>
Action Pertaining to Closed Session	None
Adjournment	<p>Commissioner Gramann made a motion to adjourn the meeting. Seconded by Commissioner Del Preto. Voice Vote taken. Motion passed 5-0-2. Meeting adjourned at 7:30pm.</p>

 President
 Tim Powers

 Secretary
 Jim Reuter

April 24, 2023
 Date



Board of Commissioners
Special Meeting
Community Park
April 17, 2023
6:00pm

Call to Order	Commissioner Powers called the meeting to order at 6:00 pm.
Roll Call	<p>Present: Commissioners Powers, Bird, Gramann, Jaszka, Jeffery, and Commissioner Elect Witteck.</p> <p>Staff: Executive Director Reuter, Deputy Director Rini, Directors Bachewicz and Hamilton, Superintendents Adamson, Quinn and Scumaci, Managers Kenny, Kucharski and Mondlock, Supervisors Chapman, Eidukas, Falco and Maxey, Executive Assistant Greninger, Parks Foreman Slanker and Intern Wascher.</p> <p>The following from the state, county and village: Michael DeLazzer from Senator Lewis' office; Representative Amy Grant; Representative Jennifer Sanalidro; Justin Barau from Representative Sanalidro's office; DuPage County Commissioners Schwarze and Zay; Carol Stream Police Social Services Officers McNamara, Hernandez and Budier; Village Engineer Greg Ulreich; Robert Ijams and Patty King from Wight & Company; and Mercy Housing Manager Mary Anselmo</p>
Groundbreaking Ceremony	Executive Director Reuter introduced the Board of Commissioners, State and County Representatives and Wight & Company architects. Several neighbors from the surrounding apartments helped dig the first shovel of dirt. Photos were taken of all.
Adjournment	The meeting adjourned at 6:17 pm.


 President
 Tim Powers

 Secretary
 Jim Reuter


April 24, 2023
 Date

Motion:

Make a motion to ratify bills as presented in the Accounts Payable Voucher List for March 2023.



(Treasurer)



(Date)

Carol Stream Park District
Accounts Payable Voucher List
March 2023

Presented to the
Board of Commissioners
April 24, 2023

VENDOR	PO	VENDOR NAME	TYPE	INV NO#	INV DT	POST DT	1099	GROSS AMT	PAYMENTS	CHECK#	CHECK DT	BALANCE
01-000032		AQUA PURE ENTERPRISES										
	23-44403	INV 0143760-IN			1/23/23	3/10/23	N	1,580.00	1,580.00-	107019	3/10/23	0.00
	23-44497	INV 0143851-IN			2/01/23	3/10/23	N	1,422.73	1,422.73-	107019	3/10/23	0.00
	23-44563	INV 0144109-IN			2/28/23	3/10/23	N	1,012.35	1,012.35-	107019	3/10/23	0.00
					** TOTALS **			4,015.08	4,015.08-			0.00
01-000044		PDRMA										
	23-44451	INV 0223070			2/28/23	3/03/23	N	10,570.29	10,570.29-	001194	3/03/23	0.00
					** TOTALS **			10,570.29	10,570.29-			0.00
01-000049		FLEXIBLE BENEFIT SRV CRP										
	23-44375	INV 298748462197			3/05/23	3/24/23	N	50.00	50.00-	001209	3/24/23	0.00
	23-44559	INV Flex Claims 2/23			3/01/23	3/10/23	N	465.47	465.47-	001197	3/10/23	0.00
					** TOTALS **			515.47	515.47-			0.00
01-000078		BENJAMIN SCHOOL DIST. 25										
	23-44463	INV IGA 3/23			3/01/23	3/10/23	N	795.00	795.00-	107022	3/10/23	0.00
					** TOTALS **			795.00	795.00-			0.00
01-000086		BLOOMINGDALE PARK DIST.										
	23-44565	INV 3/11-12			3/06/23	3/10/23	N	360.00	360.00-	107023	3/10/23	0.00
					** TOTALS **			360.00	360.00-			0.00
01-000118		C.S. CHAMBER OF COMMERCE										
	23-44588	INV 9231			3/07/23	3/17/23	N	215.00	215.00-	107062	3/17/23	0.00
					** TOTALS **			215.00	215.00-			0.00
01-000154		ACTIVE NETWORK, LLC										
	23-44616	INV CB2022DEC_0055			2/01/23	3/17/23	N	460.00	460.00-	107063	3/17/23	0.00
					** TOTALS **			460.00	460.00-			0.00
01-000169		CONSERV FS, INC.										
	23-44656	INV 6421859			3/14/23	3/31/23	N	273.20	273.20-	107113	3/31/23	0.00
					** TOTALS **			273.20	273.20-			0.00
01-000201		DIAMOND TOURS, INC.										
	23-44608	INV 2000187-Final Pmt			3/14/23	3/14/23	N	19,539.00	19,539.00-	107044	3/14/23	0.00
					** TOTALS **			19,539.00	19,539.00-			0.00
01-000202		DIRECT FITNESS SOLUTIONS L										
	23-44598	INV 0578121-IN			1/06/23	3/17/23	N	597.01	597.01-	107064	3/17/23	0.00
	23-44601	INV 0579132-IN			2/16/23	3/17/23	N	80.20	80.20-	107064	3/17/23	0.00
					** TOTALS **			677.21	677.21-			0.00
01-000243		JEFF ELLIS MANAGEMENT, LLC										
	23-44432	INV 2011176			3/01/23	3/10/23	Y	3,666.72	3,666.72-	001198	3/10/23	0.00
	23-44554	INV 2011188			3/01/23	3/10/23	Y	33,715.46	33,715.46-	001198	3/10/23	0.00
	23-44622	INV 2011193			2/28/23	3/31/23	Y	825.00	825.00-	107119	3/31/23	0.00
					** TOTALS **			38,207.18	38,207.18-			0.00

VENDOR	-----	VENDOR NAME	-----	PO	TYPE	INV NO#	INV DT	POST DT	1099	GROSS AMT	PAYMENTS	CHECK#	CHECK DT	-----	BALANCE	---
01-000831	WINFIELD PARK DISTRICT	** CONTINUED **														
	23-44548	INV VT020923	2/17/23	3/10/23	N					210.00	210.00-	107043	3/10/23			0.00
		** TOTALS **								210.00	210.00-					0.00
01-000840	YOUNG REMBRANDT'S															
	23-44549	INV 2073 & 2074	2/01/23	3/03/23	N					450.00	450.00-	107017	3/03/23			0.00
		** TOTALS **								450.00	450.00-					0.00
01-000874	LANDSCAPE MATERIAL															
	23-44568	INV 20446	2/24/23	3/10/23	N					34.00	34.00-	107034	3/10/23			0.00
	23-44624	INV 20734	3/09/23	3/31/23	N					1,300.00	1,300.00-	107123	3/31/23			0.00
	23-44624	INV 20835	3/15/23	3/31/23	N					200.00	200.00-	107123	3/31/23			0.00
		** TOTALS **								1,534.00	1,534.00-					0.00
01-001085	ILL DEPT OF REVENUE															
	23-44596	INV ST-1 FEBRUARY	3/01/23	3/16/23	N					194.00	194.00-	001205	3/17/23			0.00
		** TOTALS **								194.00	194.00-					0.00
01-001151	REVELS TURF AND TRACTOR, L															
	23-44543	INV 248920	2/21/23	3/03/23	N					255.63	255.63-	107012	3/03/23			0.00
		** TOTALS **								255.63	255.63-					0.00
01-001252	LOWE'S															
	23-44628	CM 901011-3/13/23	3/13/23	3/31/23	N					16.99-	16.99	001215	3/31/23			0.00
	23-44628	INV 901013	3/13/23	3/31/23	N					23.17	23.17-	001215	3/31/23			0.00
	23-44628	INV 901052	3/01/23	3/31/23	N					103.71	103.71-	001215	3/31/23			0.00
	23-44628	INV 901143	3/02/23	3/31/23	N					65.97	65.97-	001215	3/31/23			0.00
	23-44679	INV 901164	3/02/23	3/31/23	N					6.64	6.64-	001215	3/31/23			0.00
	23-44628	INV 901460-3/6/23	3/06/23	3/31/23	N					74.63	74.63-	001215	3/31/23			0.00
	23-44679	INV 901740	3/21/23	3/31/23	N					23.79	23.79-	001215	3/31/23			0.00
	23-44679	INV 917854	2/24/23	3/31/23	N					36.06	36.06-	001215	3/31/23			0.00
		** TOTALS **								316.98	316.98-					0.00
01-001268	JAMES JAY BITTER															
		INV OFFICIAL 2/20-24	2/24/23	3/03/23	Y					240.00	240.00-	107003	3/03/23			0.00
		INV OFFICIAL 2/27-3/3	3/03/23	3/17/23	Y					240.00	240.00-	107066	3/17/23			0.00
		INV OFFICIAL 2/3-2/17	2/17/23	3/03/23	Y					240.00	240.00-	107003	3/03/23			0.00
		INV OFFICIAL 3/13-17	3/17/23	3/31/23	Y					210.00	210.00-	107108	3/31/23			0.00
		INV OFFICIAL 3/20-3/24	3/24/23	3/31/23	Y					210.00	210.00-	107108	3/31/23			0.00
		INV OFFICIAL 3/6	3/06/23	3/17/23	Y					120.00	120.00-	107066	3/17/23			0.00
		** TOTALS **								1,260.00	1,260.00-					0.00
01-001270	PAUL M. O'CONNELL															
		INV OFFICIAL 2/13	2/13/23	3/03/23	Y					60.00	60.00-	107011	3/03/23			0.00
		INV OFFICIAL 2/20	2/20/23	3/03/23	Y					60.00	60.00-	107011	3/03/23			0.00
		INV OFFICIAL 2/27	2/27/23	3/17/23	Y					60.00	60.00-	107067	3/17/23			0.00
		INV OFFICIAL 3/13	3/13/23	3/31/23	Y					60.00	60.00-	107125	3/31/23			0.00
		INV OFFICIAL 3/6	3/06/23	3/17/23	Y					60.00	60.00-	107067	3/17/23			0.00
		** TOTALS **								300.00	300.00-					0.00

VENDOR	-----	VENDOR NAME	-----	PO	TYPE	INV NO#	INV DT	POST DT	1099	GROSS AMT	PAYMENTS	CHECK#	CHECK DT	-----	BALANCE	---
01-001461		DAY & ROBERT, P.C.		23-44612	INV	33936	2/28/23	3/17/23	Y	153.10	153.10-	107068	3/17/23		0.00	
								** TOTALS **		153.10	153.10-				0.00	
01-001563		ELIZABETH A. GRAY		23-44662	INV	04/02	3/27/23	3/31/23	Y	150.00	150.00-	107118	3/31/23		0.00	
								** TOTALS **		150.00	150.00-				0.00	
01-002247		CHICAGO SIGN		23-44613	INV	5326	3/10/23	3/17/23	N	974.00	974.00-	107069	3/17/23		0.00	
								** TOTALS **		974.00	974.00-				0.00	
01-002558		IPS WATERSLIDE, INC.		23-44583	INV	030323-SLIDE DEP	3/03/23	3/10/23	N	30,000.00	30,000.00-	107030	3/10/23		0.00	
								** TOTALS **		30,000.00	30,000.00-				0.00	
01-002685		NICK CIKESH		23-44659	INV	031923	3/27/23	3/31/23	N	100.00	100.00-	107112	3/31/23		0.00	
								** TOTALS **		100.00	100.00-				0.00	
01-002689		ACCESS ONE INC.		23-44584	INV	5687961	3/01/23	3/24/23	N	1,283.35	1,283.35-	001208	3/24/23		0.00	
								** TOTALS **		1,283.35	1,283.35-				0.00	
01-002785		NAPA AUTO PARTS		23-44557	INV	5736-689421	2/28/23	3/03/23	N	9.69	9.69-	001199	3/10/23		0.00	
								** TOTALS **		9.69	9.69-				0.00	
01-003163		WHEATON PARK DISTRICT		23-44593	INV	2023-018	3/08/23	3/31/23	N	520.00	520.00-	107133	3/31/23		0.00	
				23-44626	INV	2023-021	3/17/23	3/31/23	N	104.00	104.00-	107133	3/31/23		0.00	
								** TOTALS **		624.00	624.00-				0.00	
01-003211		UNIVAR USA INC.		23-44536	INV	50974370	3/06/23	3/24/23	N	883.77	883.77-	107089	3/24/23		0.00	
								** TOTALS **		883.77	883.77-				0.00	
01-003333		JOHN KING		23-44661	INV	031923	3/27/23	3/31/23	N	150.00	150.00-	107122	3/31/23		0.00	
								** TOTALS **		150.00	150.00-				0.00	
01-003371		BRIAN WISMER ENTERTAINMENT		23-44632	INV	3/29 DAYS OFF CLUB	3/21/23	3/24/23	Y	197.50	197.50-	107081	3/24/23		0.00	
								** TOTALS **		197.50	197.50-				0.00	
01-003447		JOHN S. SWIFT CO., INC.		23-44533	INV	31494-23	2/22/23	3/10/23	N	2,990.38	2,990.38-	107031	3/10/23		0.00	
								** TOTALS **		2,990.38	2,990.38-				0.00	

VENDOR	-----	VENDOR NAME	-----	PO	TYPE	INV NO#	INV DT	POST DT	1099	GROSS AMT	PAYMENTS	CHECK#	CHECK DT	-----	BALANCE	---
01-003580		NCSI		23-44564	INV	30738	3/01/23	3/10/23	N	256.50	256.50-	107036	3/10/23		0.00	
				23-44564	INV	30739	3/01/23	3/10/23	N	57.00	57.00-	107036	3/10/23		0.00	
									** TOTALS **	313.50	313.50-				0.00	
01-003700		METROPOLITAN INDUSTRIES, I		23-44392	INV	INV047622	2/15/23	3/03/23	N	20.00	20.00-	107010	3/03/23		0.00	
									** TOTALS **	20.00	20.00-				0.00	
01-003762		DAVID HULTSCH		23-44546	INV	DAVE WIN 23	2/27/23	3/10/23	Y	150.00	150.00-	107029	3/10/23		0.00	
									** TOTALS **	150.00	150.00-				0.00	
01-003767		EVP ACADEMIES, LLC		23-44570	INV	2312	2/23/23	3/10/23	N	1,108.80	1,108.80-	107025	3/10/23		0.00	
									** TOTALS **	1,108.80	1,108.80-				0.00	
01-003778		HERVAS, CONDON & BERSANI,		23-44619	INV	20851	2/28/23	3/17/23	Y	270.00	270.00-	107070	3/17/23		0.00	
									** TOTALS **	270.00	270.00-				0.00	
01-003924		AWARDS NETWORK		23-44555	INV	87795	3/02/23	3/10/23	N	100.00	100.00-	107020	3/10/23		0.00	
									** TOTALS **	100.00	100.00-				0.00	
01-003932		STERLING NETWORK INTEGRATI		23-44560	INV	03012306	3/01/23	3/17/23	N	1,079.10	1,079.10-	107071	3/17/23		0.00	
									** TOTALS **	1,079.10	1,079.10-				0.00	
01-003979		LEAH MORGAN		23-44665	INV	04/02	3/27/23	3/31/23	Y	150.00	150.00-	107124	3/31/23		0.00	
									** TOTALS **	150.00	150.00-				0.00	
01-004031		OFFICIAL FINDERS, LLC		23-44585	INV	12123,12186,12244	2/06/23	3/17/23	Y	297.00	297.00-	107072	3/17/23		0.00	
				23-44587	INV	12124,12246,12188	2/06/23	3/17/23	Y	4,256.00	4,256.00-	107072	3/17/23		0.00	
				23-44585	INV	12138	2/06/23	3/17/23	Y	238.00	238.00-	107072	3/17/23		0.00	
				23-44585	INV	12201	2/14/23	3/17/23	Y	272.00	272.00-	107072	3/17/23		0.00	
				23-44585	INV	12256	2/20/23	3/17/23	Y	238.00	238.00-	107072	3/17/23		0.00	
				23-44599	INV	12305	2/27/23	3/17/23	Y	99.00	99.00-	107072	3/17/23		0.00	
				23-44599	INV	12307	2/27/23	3/17/23	Y	1,666.00	1,666.00-	107072	3/17/23		0.00	
				23-44599	INV	12320	2/27/23	3/17/23	Y	272.00	272.00-	107072	3/17/23		0.00	
				23-44600	INV	12362	3/07/23	3/17/23	Y	66.00	66.00-	107072	3/17/23		0.00	
				23-44600	INV	12363	3/07/23	3/17/23	Y	1,780.00	1,780.00-	107072	3/17/23		0.00	
				23-44600	INV	12372	3/07/23	3/17/23	Y	222.00	222.00-	107072	3/17/23		0.00	
				23-44653	INV	14400	3/13/23	3/24/23	Y	1,400.00	1,400.00-	107086	3/24/23		0.00	
				23-44653	INV	14409	3/13/23	3/24/23	Y	99.00	99.00-	107086	3/24/23		0.00	
				23-44653	INV	14426	3/13/23	3/24/23	Y	198.00	198.00-	107086	3/24/23		0.00	

ACCOUNTS PAYABLE
OPEN ITEM REPORT
SUMMARY

VENDOR	PO	VENDOR NAME	TYPE	INV NO#	INV DT	POST DT	1099	GROSS AMT	PAYMENTS	CHECK#	CHECK DT	BALANCE
01-004687	BETH S. KAPLAN	23-44547	INV	WIN2	2/27/23	3/10/23	Y	450.00	450.00-	107032	3/10/23	0.00
							** TOTALS **	450.00	450.00-			0.00
01-004688	WELDING WORKS	23-44589	INV	1308	2/22/23	3/10/23	Y	830.00	830.00-	107042	3/10/23	0.00
							** TOTALS **	830.00	830.00-			0.00
01-004702	PCARD - FIFTH THIRD BANK											
	CM	AMZ 2577047			3/27/23	3/31/23	N	13.99-	13.99	001217	3/31/23	0.00
	CM	AMZ 3250660			3/02/23	3/31/23	N	14.99-	14.99	001217	3/31/23	0.00
	CM	AMZ 80189523206633			3/06/23	3/31/23	N	506.40-	506.40	001217	3/31/23	0.00
	CM	BAS 79100682 REF			3/20/23	3/31/23	N	14.19-	14.19	001217	3/31/23	0.00
	CM	BELLAS 128706743			3/30/23	3/31/23	N	70.68-	70.68	001217	3/31/23	0.00
	CM	LOWES RET 9017579			3/27/23	3/31/23	N	31.14-	31.14	001217	3/31/23	0.00
	CM	WD C5447457-0			3/13/23	3/31/23	N	447.20-	447.20	001217	3/31/23	0.00
	INV	06017			3/30/23	3/31/23	N	67.44	67.44-	001217	3/31/23	0.00
	INV	06285			3/06/23	3/31/23	N	13.74	13.74-	001217	3/31/23	0.00
	INV	075626- JOANN			3/20/23	3/31/23	N	17.99	17.99-	001217	3/31/23	0.00
	INV	108053			3/24/23	3/31/23	N	67.14	67.14-	001217	3/31/23	0.00
	INV	11102480985712202			3/20/23	3/31/23	N	22.98	22.98-	001217	3/31/23	0.00
	INV	11179274640977045			3/20/23	3/31/23	N	10.99	10.99-	001217	3/31/23	0.00
	INV	11206005555640253			3/06/23	3/31/23	N	89.99	89.99-	001217	3/31/23	0.00
	INV	11333732430442645			3/20/23	3/31/23	N	57.54	57.54-	001217	3/31/23	0.00
	INV	11341492777173007			3/10/23	3/31/23	N	27.98	27.98-	001217	3/31/23	0.00
	INV	1404-4314			3/17/23	3/31/23	N	200.00	200.00-	001217	3/31/23	0.00
	INV	16517112			3/06/23	3/31/23	N	96.00	96.00-	001217	3/31/23	0.00
	INV	189640- FIVE BELOW			3/06/23	3/31/23	N	33.30	33.30-	001217	3/31/23	0.00
	INV	200010811157779			3/09/23	3/31/23	N	38.38	38.38-	001217	3/31/23	0.00
	INV	2014557			3/17/23	3/31/23	N	480.00	480.00-	001217	3/31/23	0.00
	INV	2023 SAM'S			3/02/23	3/31/23	N	155.00	155.00-	001217	3/31/23	0.00
	INV	20230058			3/07/23	3/31/23	N	469.50	469.50-	001217	3/31/23	0.00
	INV	20230068			3/22/23	3/31/23	N	343.75	343.75-	001217	3/31/23	0.00
	INV	20230069GOLDSTAR			3/22/23	3/31/23	N	1,225.00	1,225.00-	001217	3/31/23	0.00
	INV	20230071			3/23/23	3/31/23	N	2,422.50	2,422.50-	001217	3/31/23	0.00
	INV	20230072			3/23/23	3/31/23	N	982.50	982.50-	001217	3/31/23	0.00
	INV	20230074			3/27/23	3/31/23	N	3,240.00	3,240.00-	001217	3/31/23	0.00
	INV	230514			3/14/23	3/31/23	N	105.00	105.00-	001217	3/31/23	0.00
	INV	3/23 GOOGLE			3/02/23	3/31/23	N	39.33	39.33-	001217	3/31/23	0.00
	INV	35352			3/09/23	3/31/23	N	75.00	75.00-	001217	3/31/23	0.00
	INV	38461257			3/01/23	3/31/23	N	252.00	252.00-	001217	3/31/23	0.00
	INV	39638- JOANN			3/21/23	3/31/23	N	3.26	3.26-	001217	3/31/23	0.00
	INV	4IMPRINT24582807			3/13/23	3/31/23	N	684.82	684.82-	001217	3/31/23	0.00
	INV	5886258561489500-1			3/01/23	3/31/23	N	19.93	19.93-	001217	3/31/23	0.00
	INV	63772			3/29/23	3/31/23	N	243.00	243.00-	001217	3/31/23	0.00
	INV	717312- ARES			3/15/23	3/31/23	N	778.99	778.99-	001217	3/31/23	0.00
	INV	72723209			3/02/23	3/31/23	N	6.91	6.91-	001217	3/31/23	0.00
	INV	920720905			3/30/23	3/31/23	N	1,169.45	1,169.45-	001217	3/31/23	0.00
	INV	935620			3/10/23	3/31/23	N	126.77	126.77-	001217	3/31/23	0.00

VENDOR	PO	VENDOR NAME	TYPE	INV NO#	INV DT	POST DT	1099	GROSS AMT	PAYMENTS	CHECK#	CHECK DT	BALANCE
01-004702	PCARD	- FIFTH THIRD BANK	** CONTINUED	**								
			INV ACTION	114921	3/28/23	3/31/23	N	250.00	250.00-	001217	3/31/23	0.00
			INV ACTION	114950	3/27/23	3/31/23	N	709.24	709.24-	001217	3/31/23	0.00
			INV ACTION	114951	3/23/23	3/31/23	N	222.13	222.13-	001217	3/31/23	0.00
			INV ACTION	LOCK 114922	3/20/23	3/31/23	N	72.00	72.00-	001217	3/31/23	0.00
			INV ADOBE	05MAR2023-AP	3/06/23	3/31/23	N	169.98	169.98-	001217	3/31/23	0.00
			INV AMA	-5652220	3/17/23	3/31/23	N	22.74	22.74-	001217	3/31/23	0.00
			INV AMAZON	1249045	3/06/23	3/31/23	N	22.80	22.80-	001217	3/31/23	0.00
			INV AMAZON	2117812	3/06/23	3/31/23	N	26.99	26.99-	001217	3/31/23	0.00
			INV AMAZON	3686622	3/02/23	3/31/23	N	89.74	89.74-	001217	3/31/23	0.00
			INV AMAZON	3957003	3/01/23	3/31/23	N	21.77	21.77-	001217	3/31/23	0.00
			INV AMAZON	6202629	3/06/23	3/31/23	N	88.98	88.98-	001217	3/31/23	0.00
			INV AMAZON	6781807	3/01/23	3/31/23	N	16.97	16.97-	001217	3/31/23	0.00
			INV AMAZON	9965846	3/02/23	3/31/23	N	215.81	215.81-	001217	3/31/23	0.00
			INV AMZ	09632880193049	3/09/23	3/31/23	N	7.99	7.99-	001217	3/31/23	0.00
			INV AMZ	14676211677813	3/01/23	3/31/23	N	545.00	545.00-	001217	3/31/23	0.00
			INV AMZ	20607762021038	3/28/23	3/31/23	N	56.99	56.99-	001217	3/31/23	0.00
			INV AMZ	27434282084227	3/28/23	3/31/23	N	181.76	181.76-	001217	3/31/23	0.00
			INV AMZ	32752486342633	3/07/23	3/31/23	N	23.33	23.33-	001217	3/31/23	0.00
			INV AMZ	36579816932212	3/21/23	3/31/23	N	139.99	139.99-	001217	3/31/23	0.00
			INV AMZ	41728532713869	3/17/23	3/31/23	N	69.80	69.80-	001217	3/31/23	0.00
			INV AMZ	52584458608228	3/02/23	3/31/23	N	203.70	203.70-	001217	3/31/23	0.00
			INV AMZ	65003764033050	3/28/23	3/31/23	N	109.00	109.00-	001217	3/31/23	0.00
			INV AMZ	67770875238641	3/20/23	3/31/23	N	140.00	140.00-	001217	3/31/23	0.00
			INV AMZ	98307673117861	3/14/23	3/31/23	N	1,736.75	1,736.75-	001217	3/31/23	0.00
			INV AMZ	-0813859	3/03/23	3/31/23	N	13.96	13.96-	001217	3/31/23	0.00
			INV AMZ	-11329754642369	3/03/23	3/31/23	N	32.98	32.98-	001217	3/31/23	0.00
			INV AMZ	-2216206	3/24/23	3/31/23	N	56.26	56.26-	001217	3/31/23	0.00
			INV AMZ	-4081816	3/06/23	3/31/23	N	24.49	24.49-	001217	3/31/23	0.00
			INV AMZ	-8807444	3/24/23	3/31/23	N	63.00	63.00-	001217	3/31/23	0.00
			INV AMZ	-9205027	3/09/23	3/31/23	N	25.98	25.98-	001217	3/31/23	0.00
			INV AMZ	-9455466	3/23/23	3/31/23	N	43.42	43.42-	001217	3/31/23	0.00
			INV AMZ	03775512450669A	3/24/23	3/31/23	N	36.24	36.24-	001217	3/31/23	0.00
			INV AMZ	03775512450669B	3/27/23	3/31/23	N	59.39	59.39-	001217	3/31/23	0.00
			INV AMZ	113204498210106	3/07/23	3/31/23	N	20.99	20.99-	001217	3/31/23	0.00
			INV AMZ	113337324304426	3/17/23	3/31/23	N	143.40	143.40-	001217	3/31/23	0.00
			INV AMZ	113625314361842	3/10/23	3/31/23	N	76.98	76.98-	001217	3/31/23	0.00
			INV AMZ	113765936643042	3/21/23	3/31/23	N	11.99	11.99-	001217	3/31/23	0.00
			INV AMZ	39680020483417	3/24/23	3/31/23	N	6.99	6.99-	001217	3/31/23	0.00
			INV AMZ	92343307689012	3/02/23	3/31/23	N	20.99	20.99-	001217	3/31/23	0.00
			INV AMZN	0359425	3/22/23	3/31/23	N	9.03	9.03-	001217	3/31/23	0.00
			INV AMZN	0624263	3/23/23	3/31/23	N	11.99	11.99-	001217	3/31/23	0.00
			INV AMZN	0757840	3/06/23	3/31/23	N	25.13	25.13-	001217	3/31/23	0.00
			INV AMZN	1007410	3/24/23	3/31/23	N	9.05	9.05-	001217	3/31/23	0.00
			INV AMZN	1490650	3/09/23	3/31/23	N	69.98	69.98-	001217	3/31/23	0.00
			INV AMZN	1657058	3/21/23	3/31/23	N	46.96	46.96-	001217	3/31/23	0.00
			INV AMZN	1957844	3/16/23	3/31/23	N	86.95	86.95-	001217	3/31/23	0.00
			INV AMZN	2577047	3/20/23	3/31/23	N	60.92	60.92-	001217	3/31/23	0.00
			INV AMZN	3739422	3/24/23	3/31/23	N	11.99	11.99-	001217	3/31/23	0.00

VENDOR	----- VENDOR NAME -----	PO	TYPE	INV NO#	INV DT	POST DT	1099	GROSS AMT	PAYMENTS	CHECK#	CHECK DT	-----BALANCE---
01-004702	PCARD - FIFTH THIRD BANK			** CONTINUED **								
			INV	AMZN 3814655	3/28/23	3/31/23	N	13.29	13.29-	001217	3/31/23	0.00
			INV	AMZN 5635440	3/06/23	3/31/23	N	161.99	161.99-	001217	3/31/23	0.00
			INV	AMZN 5974641	3/17/23	3/31/23	N	11.99	11.99-	001217	3/31/23	0.00
			INV	AMZN 6602605	3/01/23	3/31/23	N	69.98	69.98-	001217	3/31/23	0.00
			INV	AMZN 6886635	3/15/23	3/31/23	N	13.98	13.98-	001217	3/31/23	0.00
			INV	AMZN 8312253	3/24/23	3/31/23	N	40.92	40.92-	001217	3/31/23	0.00
			INV	AMZN 8449851	3/30/23	3/31/23	N	169.99	169.99-	001217	3/31/23	0.00
			INV	AMZN 9240215	3/13/23	3/31/23	N	46.00	46.00-	001217	3/31/23	0.00
			INV	AMZN 9568260	3/24/23	3/31/23	N	8.99	8.99-	001217	3/31/23	0.00
			INV	AMZN 9641817	3/14/23	3/31/23	N	69.98	69.98-	001217	3/31/23	0.00
			INV	AMZN2734639	3/20/23	3/31/23	N	51.21	51.21-	001217	3/31/23	0.00
			INV	AMZN4591452	3/08/23	3/31/23	N	8.99	8.99-	001217	3/31/23	0.00
			INV	AMZN755407	3/28/23	3/31/23	N	29.99	29.99-	001217	3/31/23	0.00
			INV	AMZN8301044	3/16/23	3/31/23	N	35.97	35.97-	001217	3/31/23	0.00
			INV	AMZN888664	3/15/23	3/31/23	N	31.96	31.96-	001217	3/31/23	0.00
			INV	APPLE- MX9LKSTMDT	3/13/23	3/31/23	N	16.99	16.99-	001217	3/31/23	0.00
			INV	ARMERUST 55537555	3/22/23	3/31/23	N	309.00	309.00-	001217	3/31/23	0.00
			INV	ASH 03-23	3/13/23	3/31/23	N	4,375.00	4,375.00-	001217	3/31/23	0.00
			INV	ASH 04-23	3/22/23	3/31/23	N	900.00	900.00-	001217	3/31/23	0.00
			INV	ATT0757766707	3/03/23	3/31/23	N	529.94	529.94-	001217	3/31/23	0.00
			INV	ATT1957036700	3/03/23	3/31/23	N	2,432.14	2,432.14-	001217	3/31/23	0.00
			INV	ATT23 2/16-3/15	3/15/23	3/31/23	N	35.83	35.83-	001217	3/31/23	0.00
			INV	ATT8436836700	3/03/23	3/31/23	N	1,309.50	1,309.50-	001217	3/31/23	0.00
			INV	BAC 2184	3/10/23	3/31/23	N	500.00	500.00-	001217	3/31/23	0.00
			INV	BAS 600227987	3/31/23	3/31/23	N	265.98	265.98-	001217	3/31/23	0.00
			INV	BAS 600228343	3/31/23	3/31/23	N	143.91	143.91-	001217	3/31/23	0.00
			INV	BAS 600231803	3/31/23	3/31/23	N	265.98	265.98-	001217	3/31/23	0.00
			INV	BAS 600233597	3/31/23	3/31/23	N	1,041.88	1,041.88-	001217	3/31/23	0.00
			INV	BAS 600234585	3/29/23	3/31/23	N	65.31	65.31-	001217	3/31/23	0.00
			INV	BEHNKE 3344C	3/21/23	3/31/23	N	349.28	349.28-	001217	3/31/23	0.00
			INV	BELLAS PIZZA 31423	3/15/23	3/31/23	N	70.68	70.68-	001217	3/31/23	0.00
			INV	BRACING SYS 422781	3/29/23	3/31/23	N	59.40	59.40-	001217	3/31/23	0.00
			INV	BREWERS7323	3/01/23	3/31/23	N	450.00	450.00-	001217	3/31/23	0.00
			INV	BSN 920720905	3/07/23	3/31/23	N	2,247.00	2,247.00-	001217	3/31/23	0.00
			INV	BSN 920720930	3/07/23	3/31/23	N	730.05	730.05-	001217	3/31/23	0.00
			INV	CC 1679642633	3/27/23	3/31/23	N	22.50	22.50-	001217	3/31/23	0.00
			INV	CEL-BELLE23-FINAL	3/31/23	3/31/23	N	1,005.60	1,005.60-	001217	3/31/23	0.00
			INV	COMCAST 020223	3/01/23	3/31/23	N	79.14	79.14-	001217	3/31/23	0.00
			INV	COMCAST 021723	3/14/23	3/31/23	N	253.85	253.85-	001217	3/31/23	0.00
			INV	COMCAST 021823	3/15/23	3/31/23	N	10.52	10.52-	001217	3/31/23	0.00
			INV	COMCAST 021923	3/16/23	3/31/23	N	877.87	877.87-	001217	3/31/23	0.00
			INV	COMCAST 030223	3/29/23	3/31/23	N	79.14	79.14-	001217	3/31/23	0.00
			INV	CONCENTRA 16346578	3/13/23	3/31/23	N	125.00	125.00-	001217	3/31/23	0.00
			INV	CSLP 494121	3/09/23	3/31/23	N	8.55	8.55-	001217	3/31/23	0.00
			INV	CULL24071-022823	3/17/23	3/31/23	N	60.00	60.00-	001217	3/31/23	0.00
			INV	DAYSOFOLD32423-1	3/27/23	3/31/23	N	149.76	149.76-	001217	3/31/23	0.00
			INV	DAYSOFOLD32423-2	3/27/23	3/31/23	N	180.00	180.00-	001217	3/31/23	0.00
			INV	DAYSOFOLD32423-3	3/27/23	3/31/23	N	508.20	508.20-	001217	3/31/23	0.00

VENDOR	----- VENDOR NAME -----	PO	TYPE	INV NO#	INV DT	POST DT	1099	GROSS AMT	PAYMENTS	CHECK#	CHECK DT	-----BALANCE---
01-004702	PCARD - FIFTH THIRD BANK			** CONTINUED **								
			INV	DFR 248785-IN	3/09/23	3/31/23	N	936.00	936.00-	001217	3/31/23	0.00
			INV	DFS 248785-IN	3/09/23	3/31/23	N	4,840.00	4,840.00-	001217	3/31/23	0.00
			INV	DIVINESIGNS32767	3/30/23	3/31/23	N	2,755.00	2,755.00-	001217	3/31/23	0.00
			INV	DLLR STORE27453560	3/17/23	3/31/23	N	31.25	31.25-	001217	3/31/23	0.00
			INV	DOCSRINGBREAK-1	3/28/23	3/31/23	N	66.47	66.47-	001217	3/31/23	0.00
			INV	DOCSRINGBREAK-2	3/28/23	3/31/23	N	8.89	8.89-	001217	3/31/23	0.00
			INV	DOCSRINGBREAK-3	3/28/23	3/31/23	N	127.64	127.64-	001217	3/31/23	0.00
			INV	DOLLAR 031234	3/13/23	3/31/23	N	15.00	15.00-	001217	3/31/23	0.00
			INV	DOLLARTREE 3/15/23	3/16/23	3/31/23	N	8.75	8.75-	001217	3/31/23	0.00
			INV	DOLLARTREE00530280	3/20/23	3/31/23	N	26.88	26.88-	001217	3/31/23	0.00
			INV	DOLLARTREEDOC31723	3/17/23	3/31/23	N	5.00	5.00-	001217	3/31/23	0.00
			INV	DUPAGE CTY 15197	3/10/23	3/31/23	N	2,630.00	2,630.00-	001217	3/31/23	0.00
			INV	FACEPAINTCAMP23	3/29/23	3/31/23	N	29.98	29.98-	001217	3/31/23	0.00
			INV	FANNIE03022023	3/06/23	3/31/23	N	49.96	49.96-	001217	3/31/23	0.00
			INV	FASTSIGN 00749232	3/16/23	3/31/23	N	414.00	414.00-	001217	3/31/23	0.00
			INV	FB6651297	3/21/23	3/31/23	N	547.77	547.77-	001217	3/31/23	0.00
			INV	FB6652813	3/21/23	3/31/23	N	806.98	806.98-	001217	3/31/23	0.00
			INV	FB6654798	3/21/23	3/31/23	N	667.14	667.14-	001217	3/31/23	0.00
			INV	FI56136006430	3/06/23	3/31/23	N	126.60	126.60-	001217	3/31/23	0.00
			INV	FIVE BELOW190801	3/20/23	3/31/23	N	57.50	57.50-	001217	3/31/23	0.00
			INV	FOURWINDS3923	3/03/23	3/31/23	N	99.00	99.00-	001217	3/31/23	0.00
			INV	FOX V IN00581293	3/20/23	3/31/23	N	848.00	848.00-	001217	3/31/23	0.00
			INV	GOLDSTAR 20230078	3/31/23	3/31/23	N	121.50	121.50-	001217	3/31/23	0.00
			INV	GP27457874	3/08/23	3/31/23	N	29.38	29.38-	001217	3/31/23	0.00
			INV	H1943-169539	3/27/23	3/31/23	N	898.00	898.00-	001217	3/31/23	0.00
			INV	HASTY03231037	3/24/23	3/31/23	N	488.56	488.56-	001217	3/31/23	0.00
			INV	HD 19430259754	3/20/23	3/31/23	N	199.00	199.00-	001217	3/31/23	0.00
			INV	HD19430126466	3/22/23	3/31/23	N	11.56	11.56-	001217	3/31/23	0.00
			INV	HOBBYLOB 251042	3/27/23	3/31/23	N	5.97	5.97-	001217	3/31/23	0.00
			INV	I0203-31	3/07/23	3/31/23	N	1,244.52	1,244.52-	001217	3/31/23	0.00
			INV	I0306-66	3/22/23	3/31/23	N	472.35	472.35-	001217	3/31/23	0.00
			INV	I10306-66	3/07/23	3/31/23	N	387.82	387.82-	001217	3/31/23	0.00
			INV	IAPD 200014329	3/16/23	3/31/23	N	120.00	120.00-	001217	3/31/23	0.00
			INV	IAPD 200014368	3/20/23	3/31/23	N	426.00	426.00-	001217	3/31/23	0.00
			INV	IPASS 3/24/23	3/27/23	3/31/23	N	20.00	20.00-	001217	3/31/23	0.00
			INV	IPASS 3/9/23	3/13/23	3/31/23	N	20.00	20.00-	001217	3/31/23	0.00
			INV	IPRA JOB 3/2023	3/07/23	3/31/23	N	180.00	180.00-	001217	3/31/23	0.00
			INV	JEWEL 3/15/23	3/17/23	3/31/23	N	29.98	29.98-	001217	3/31/23	0.00
			INV	JEWEL-61381	3/28/23	3/31/23	N	42.99	42.99-	001217	3/31/23	0.00
			INV	JEWEL142305436010	3/10/23	3/31/23	N	65.17	65.17-	001217	3/31/23	0.00
			INV	JEWEL29319	3/28/23	3/31/23	N	12.09	12.09-	001217	3/31/23	0.00
			INV	JEWEL41070	3/27/23	3/31/23	N	39.97	39.97-	001217	3/31/23	0.00
			INV	JEWELDOC31723	3/20/23	3/31/23	N	11.22	11.22-	001217	3/31/23	0.00
			INV	JIMMYJOHNS	3/27/23	3/31/23	N	139.27	139.27-	001217	3/31/23	0.00
			INV	JOANN 72779	3/27/23	3/31/23	N	20.83	20.83-	001217	3/31/23	0.00
			INV	KAMMES 140211	3/20/23	3/31/23	N	2,215.34	2,215.34-	001217	3/31/23	0.00
			INV	KAMMES 140432	3/13/23	3/31/23	N	953.86	953.86-	001217	3/31/23	0.00
			INV	LANDMARK 539333	3/20/23	3/31/23	N	175.00	175.00-	001217	3/31/23	0.00

VENDOR	PO	VENDOR NAME	TYPE	INV NO#	INV DT	POST DT	1099	GROSS AMT	PAYMENTS	CHECK#	CHECK DT	BALANCE
01-004702	PCARD	- FIFTH THIRD BANK	**	CONTINUED	**							
		INV LANDMARK		539364	3/17/23	3/31/23	N	150.00	150.00-	001217	3/31/23	0.00
		INV LE		13936580	3/14/23	3/31/23	N	322.65	322.65-	001217	3/31/23	0.00
		INV LOWES		01320 3/28	3/29/23	3/31/23	N	65.68	65.68-	001217	3/31/23	0.00
		INV LOWES		01995 3/24	3/27/23	3/31/23	N	87.76	87.76-	001217	3/31/23	0.00
		INV LOWES		2337291	3/21/23	3/31/23	N	2.76	2.76-	001217	3/31/23	0.00
		INV LOWES		88329633	3/21/23	3/31/23	N	36.62	36.62-	001217	3/31/23	0.00
		INV LOWES		88598335	3/24/23	3/31/23	N	31.14	31.14-	001217	3/31/23	0.00
		INV LOWES		88661731	3/27/23	3/31/23	N	26.94	26.94-	001217	3/31/23	0.00
		INV LOWES		88928237	3/28/23	3/31/23	N	13.98	13.98-	001217	3/31/23	0.00
		INV LOWES		88974427	3/17/23	3/31/23	N	71.65	71.65-	001217	3/31/23	0.00
		INV LOWES		88980045	3/17/23	3/31/23	N	29.98	29.98-	001217	3/31/23	0.00
		INV LOWES		901981-2/28	3/01/23	3/31/23	N	9.98	9.98-	001217	3/31/23	0.00
		INV LOWES		909079	3/15/23	3/31/23	N	27.98	27.98-	001217	3/31/23	0.00
		INV LOWES		993004	3/14/23	3/31/23	N	690.20	690.20-	001217	3/31/23	0.00
		INV LOWES		01398 3/29	3/30/23	3/31/23	N	4.96	4.96-	001217	3/31/23	0.00
		INV LOWES		902271-3/2/23	3/03/23	3/31/23	N	51.38	51.38-	001217	3/31/23	0.00
		INV MARCH		2023	3/20/23	3/31/23	N	18.09	18.09-	001217	3/31/23	0.00
		INV MARRYBERRY		1050382	3/01/23	3/31/23	N	133.30	133.30-	001217	3/31/23	0.00
		INV MCD'S		3/6/23	3/07/23	3/31/23	N	67.80	67.80-	001217	3/31/23	0.00
		INV MEIJER		013787	3/14/23	3/31/23	N	196.27	196.27-	001217	3/31/23	0.00
		INV MEIJER		050997	3/24/23	3/31/23	N	104.18	104.18-	001217	3/31/23	0.00
		INV MEN		6888-3/7/23	3/09/23	3/31/23	N	36.35	36.35-	001217	3/31/23	0.00
		INV MICHAELSDOC		31723	3/17/23	3/31/23	N	25.86	25.86-	001217	3/31/23	0.00
		INV MICHEALS-		4091191	3/20/23	3/31/23	N	4.99	4.99-	001217	3/31/23	0.00
		INV MTYLTE		00158624	3/30/23	3/31/23	N	15.45	15.45-	001217	3/31/23	0.00
		INV NEXTIVA		4/23	3/20/23	3/31/23	N	33.67	33.67-	001217	3/31/23	0.00
		INV NICOR-CCMG		2/20/23	3/03/23	3/31/23	N	137.41	137.41-	001217	3/31/23	0.00
		INV NICOR-CCWP		1/24/23	3/03/23	3/31/23	N	180.88	180.88-	001217	3/31/23	0.00
		INV NICOR-FVRC		2/23/23	3/03/23	3/31/23	N	2,240.45	2,240.45-	001217	3/31/23	0.00
		INV NICOR-MB		1/23/23	3/03/23	3/31/23	N	744.74	744.74-	001217	3/31/23	0.00
		INV NICOR-SRC		1/24/23	3/03/23	3/31/23	N	2,483.36	2,483.36-	001217	3/31/23	0.00
		INV NPA		692923	3/24/23	3/31/23	N	23.46	23.46-	001217	3/31/23	0.00
		INV OTERCOVE		61623-2	3/07/23	3/31/23	N	1,400.00	1,400.00-	001217	3/31/23	0.00
		INV OTTERCOVE		61623-1	3/07/23	3/31/23	N	980.00	980.00-	001217	3/31/23	0.00
		INV PANERA		398469	3/20/23	3/31/23	N	17.79	17.79-	001217	3/31/23	0.00
		INV PB-3105967004			3/20/23	3/31/23	N	314.82	314.82-	001217	3/31/23	0.00
		INV PIM23030235			3/03/23	3/31/23	N	291.50	291.50-	001217	3/31/23	0.00
		INV PIM23030237			3/03/23	3/31/23	N	666.81	666.81-	001217	3/31/23	0.00
		INV PION DR-5F55AAF911			3/02/23	3/31/23	N	230.00	230.00-	001217	3/31/23	0.00
		INV PROWINCH		117608	3/27/23	3/31/23	N	159.30	159.30-	001217	3/31/23	0.00
		INV ROSIE'S		10485762	3/01/23	3/31/23	N	90.04	90.04-	001217	3/31/23	0.00
		INV ROTARY		207297	3/01/23	3/31/23	N	710.00	710.00-	001217	3/31/23	0.00
		INV ROTARY		3/29/23	3/30/23	3/31/23	N	710.00	710.00-	001217	3/31/23	0.00
		INV RUSSO		SPI20107299	3/13/23	3/31/23	N	139.97	139.97-	001217	3/31/23	0.00
		INV SAILRITE		1629720	3/06/23	3/31/23	N	14.03	14.03-	001217	3/31/23	0.00
		INV SAILRITE		1642694	3/28/23	3/31/23	N	215.65	215.65-	001217	3/31/23	0.00
		INV SAMS		049952	3/13/23	3/31/23	N	34.44	34.44-	001217	3/31/23	0.00
		INV SAMS		070738	3/29/23	3/31/23	N	76.58	76.58-	001217	3/31/23	0.00

ACCOUNTS PAYABLE
OPEN ITEM REPORT
SUMMARY

VENDOR	----- VENDOR NAME -----	PO	TYPE	INV NO#	INV DT	POST DT	1099	GROSS AMT	PAYMENTS	CHECK#	CHECK DT	-----BALANCE---
01-004702	PCARD - FIFTH THIRD BANK											
				** CONTINUED **								
			INV	SAMS 10044479612	3/03/23	3/31/23	N	391.88	391.88-	001217	3/31/23	0.00
			INV	SAMS 10047131316	3/13/23	3/31/23	N	112.40	112.40-	001217	3/31/23	0.00
			INV	SAMS 10048236178	3/17/23	3/31/23	N	29.80	29.80-	001217	3/31/23	0.00
			INV	SAMS 10049537481	3/22/23	3/31/23	N	199.56	199.56-	001217	3/31/23	0.00
			INV	SAMS049952	3/13/23	3/31/23	N	278.90	278.90-	001217	3/31/23	0.00
			INV	SCW 768883	3/09/23	3/31/23	N	308.22	308.22-	001217	3/31/23	0.00
			INV	SCW 769181	3/13/23	3/31/23	N	191.52	191.52-	001217	3/31/23	0.00
			INV	SCW 769198	3/13/23	3/31/23	N	27.36	27.36-	001217	3/31/23	0.00
			INV	SCW 769278	3/13/23	3/31/23	N	120.72	120.72-	001217	3/31/23	0.00
			INV	SCW 769378	3/13/23	3/31/23	N	720.42	720.42-	001217	3/31/23	0.00
			INV	SCW 771083	3/29/23	3/31/23	N	2,535.30	2,535.30-	001217	3/31/23	0.00
			INV	SCW766804	3/01/23	3/31/23	N	445.41	445.41-	001217	3/31/23	0.00
			INV	SCW767250	3/02/23	3/31/23	N	115.63	115.63-	001217	3/31/23	0.00
			INV	SCW767311	3/02/23	3/31/23	N	20.12	20.12-	001217	3/31/23	0.00
			INV	SHEIN-GSUN6C37F00N	3/02/23	3/31/23	N	47.30	47.30-	001217	3/31/23	0.00
			INV	SHERWIN 3195-6	3/14/23	3/31/23	N	1,780.80	1,780.80-	001217	3/31/23	0.00
			INV	SOR51023	3/07/23	3/31/23	N	543.50	543.50-	001217	3/31/23	0.00
			INV	TAP0498478	3/10/23	3/31/23	N	61.25	61.25-	001217	3/31/23	0.00
			INV	TAP0498644	3/13/23	3/31/23	N	12.25	12.25-	001217	3/31/23	0.00
			INV	TAP0498647	3/13/23	3/31/23	N	12.25	12.25-	001217	3/31/23	0.00
			INV	TAXBANDITS 3/2/23	3/03/23	3/31/23	N	125.58	125.58-	001217	3/31/23	0.00
			INV	UPSLANCASTER	3/15/23	3/31/23	N	107.99	107.99-	001217	3/31/23	0.00
			INV	VERIZON 9929489312	3/27/23	3/31/23	N	1,085.98	1,085.98-	001217	3/31/23	0.00
			INV	WAL 035173	3/20/23	3/31/23	N	10.23	10.23-	001217	3/31/23	0.00
			INV	WAL 039050	3/27/23	3/31/23	N	27.07	27.07-	001217	3/31/23	0.00
			INV	WAL 047896	3/27/23	3/31/23	N	19.95	19.95-	001217	3/31/23	0.00
			INV	WAL-09389425	3/08/23	3/31/23	N	19.78	19.78-	001217	3/31/23	0.00
			INV	WALMART 071492	3/06/23	3/31/23	N	49.38	49.38-	001217	3/31/23	0.00
			INV	WALMART59120175463	3/20/23	3/31/23	N	35.84	35.84-	001217	3/31/23	0.00
			INV	WARE5443395-0	3/01/23	3/31/23	N	111.80	111.80-	001217	3/31/23	0.00
			INV	WARE544747457-0	3/06/23	3/31/23	N	559.00	559.00-	001217	3/31/23	0.00
			INV	WARE5452805-0	3/15/23	3/31/23	N	111.80	111.80-	001217	3/31/23	0.00
			INV	WARE5454628-0	3/17/23	3/31/23	N	111.80	111.80-	001217	3/31/23	0.00
			INV	WARE5457289-0	3/22/23	3/31/23	N	111.80	111.80-	001217	3/31/23	0.00
			INV	WARE5461050-0	3/27/23	3/31/23	N	111.80	111.80-	001217	3/31/23	0.00
			INV	WARE5463517-0	3/30/23	3/31/23	N	223.60	223.60-	001217	3/31/23	0.00
			INV	WD 5425458-0	3/09/23	3/31/23	N	7,300.00	7,300.00-	001217	3/31/23	0.00
			INV	WD 5443480-0	3/14/23	3/31/23	N	689.85	689.85-	001217	3/31/23	0.00
			INV	WD 5446950-0	3/09/23	3/31/23	N	93.23	93.23-	001217	3/31/23	0.00
			INV	WD 5451406-0	3/14/23	3/31/23	N	27.84	27.84-	001217	3/31/23	0.00
			INV	WD 54531610	3/17/23	3/31/23	N	720.00	720.00-	001217	3/31/23	0.00
			INV	WD 5453305-0	3/20/23	3/31/23	N	644.96	644.96-	001217	3/31/23	0.00
			INV	WD 5457079-0	3/20/23	3/31/23	N	264.00	264.00-	001217	3/31/23	0.00
			INV	WEB 83439812	3/03/23	3/31/23	N	95.50	95.50-	001217	3/31/23	0.00
			INV	WEB83439812	3/03/23	3/31/23	N	523.97	523.97-	001217	3/31/23	0.00
			INV	WHITEPINES32123	3/06/23	3/31/23	N	57.00	57.00-	001217	3/31/23	0.00
			INV	WRISTBANDS32123	3/22/23	3/31/23	N	25.76	25.76-	001217	3/31/23	0.00
				** TOTALS **				97,572.48	97,572.48-			0.00

VENDOR	-----	VENDOR NAME	-----	PO	TYPE	INV NO#	INV DT	POST DT	1099	GROSS AMT	PAYMENTS	CHECK#	CHECK DT	-----	BALANCE	---
01-004707		ALPHA CONTROLS & SERVICES		23-44542	INV	W44445	2/27/23	3/17/23	Y	660.00	660.00-	107073	3/17/23		0.00	
							**	TOTALS	**	660.00	660.00-				0.00	
01-004710		YOUNG GRASSHOPPER LLC		23-44566	INV	201	2/28/23	3/17/23	Y	747.20	747.20-	107074	3/17/23		0.00	
							**	TOTALS	**	747.20	747.20-				0.00	
01-004715		CHRIS PAINTING & REMODELI		23-44614	INV	2194	3/09/23	3/31/23	N	4,995.00	4,995.00-	107111	3/31/23		0.00	
							**	TOTALS	**	4,995.00	4,995.00-				0.00	
01-004716		GATLIN PLUMBING & HEATING,		23-44535	INV	89075	2/22/23	3/10/23	N	541.77	541.77-	107026	3/10/23		0.00	
		23-44541		INV	89112		2/22/23	3/10/23	N	432.50	432.50-	107026	3/10/23		0.00	
		23-44648		INV	89310		3/16/23	3/31/23	N	790.00	790.00-	107115	3/31/23		0.00	
							**	TOTALS	**	1,764.27	1,764.27-				0.00	
01-004720		VERNON J. GORMAN			INV OFFICIAL	2/17	2/17/23	3/03/23	Y	60.00	60.00-	107007	3/03/23		0.00	
					INV OFFICIAL	2/24	2/24/23	3/03/23	Y	60.00	60.00-	107007	3/03/23		0.00	
					INV OFFICIAL	3/17	3/17/23	3/31/23	Y	90.00	90.00-	107116	3/31/23		0.00	
					INV OFFICIAL	3/24	3/24/23	3/31/23	Y	60.00	60.00-	107116	3/31/23		0.00	
							**	TOTALS	**	270.00	270.00-				0.00	
01-004725		PAUL JOSEPH GEDVILAS			INV OFFICIAL	3/3	3/03/23	3/17/23	Y	90.00	90.00-	107075	3/17/23		0.00	
							**	TOTALS	**	90.00	90.00-				0.00	
01-004736		ROBERTO DANIEL		23-44606	INV	030423	3/06/23	3/24/23	Y	85.00	85.00-	107083	3/24/23		0.00	
							**	TOTALS	**	85.00	85.00-				0.00	
01-004737		MARK A. GASCON		23-44605	INV	INV00808	2/28/23	3/24/23	Y	95.00	95.00-	107076	3/17/23		0.00	
							**	TOTALS	**	95.00	95.00-				0.00	
01-004739		SERGIO BAUZA JR.		23-44532	INV	1	2/19/23	3/10/23	Y	250.00	250.00-	107021	3/10/23		0.00	
							**	TOTALS	**	250.00	250.00-				0.00	
01-004743		CONCENTRA HEALTH SERVICES,		23-44553	INV	1014551555	2/09/23	3/03/23	N	83.00	83.00-	107004	3/03/23		0.00	
							**	TOTALS	**	83.00	83.00-				0.00	
01-004748		STUCKEY CONSTRUCTION COMPA		22-43790	INV	22-034-7	2/28/23	3/10/23	N	76,795.30	76,795.30-	107038	3/10/23		0.00	
							**	TOTALS	**	76,795.30	76,795.30-				0.00	

VENDOR	----- VENDOR NAME -----	PO	TYPE	INV NO#	INV DT	POST DT	1099	GROSS AMT	PAYMENTS	CHECK#	CHECK DT	-----BALANCE---
01-004799	SHANE HAMILTON	23-44594	INV	2023	3/08/23	3/10/23	N	100.00	100.00-	107027	3/10/23	0.00
							** TOTALS **	100.00	100.00-			0.00
01-004818	DOMINO'S	23-44567	INV	# 2653	2/28/23	3/10/23	N	182.98	182.98-	107024	3/10/23	0.00
							** TOTALS **	182.98	182.98-			0.00
01-004822	SHEILA O'CONNOR	23-44615	INV	IRISH DANCE	3/13/23	3/31/23	Y	476.00	476.00-	107126	3/31/23	0.00
							** TOTALS **	476.00	476.00-			0.00
01-004829	VIP DANCE, LLC	23-44550	INV	#4365-CHGO 2023	2/15/23	3/17/23	Y	1,963.84	1,963.84-	107077	3/17/23	0.00
							** TOTALS **	1,963.84	1,963.84-			0.00
01-004832	SPORTS LABS LLC	23-44552	INV	0628	2/21/23	3/03/23	Y	500.00	500.00-	107014	3/03/23	0.00
							** TOTALS **	500.00	500.00-			0.00
01-004833	THE POWER OF DANCE	23-44597	INV	CSPD COMPETITON	3/16/23	3/17/23	N	1,211.61	1,211.61-	107078	3/17/23	0.00
							** TOTALS **	1,211.61	1,211.61-			0.00
01-004834	OUT ON A WHIM	23-44623	INV	3/27 CSPD	3/25/23	3/27/23	Y	410.00	410.00-	107091	3/27/23	0.00
							** TOTALS **	410.00	410.00-			0.00
01-004837	ANTHONY REYES	23-44663	INV	031923	3/27/23	3/31/23	N	150.00	150.00-	107130	3/31/23	0.00
							** TOTALS **	150.00	150.00-			0.00
01-004838	JAMIE GRABOWSKI	23-44670	INV	04/02	3/28/23	3/31/23	Y	180.00	180.00-	107117	3/31/23	0.00
							** TOTALS **	180.00	180.00-			0.00
01-1	MISC VENDOR (REFUNDS ONLY)											
			INV REC #	2011668.007	3/13/23	3/17/23	N	83.75	83.75-	107079	3/17/23	0.00
			INV REC #	2011867.008	2/15/23	2/24/23	N	80.00	80.00-	107110	3/31/23	0.00
			INV REC #	2011970.008	3/17/23	3/24/23	N	325.00	325.00-	107084	3/24/23	0.00
			INV REC#	2011644.007	2/28/23	3/03/23	N	200.00	200.00-	107002	3/03/23	0.00
			INV REC#	2011645.007	2/28/23	3/03/23	N	100.00	100.00-	107006	3/03/23	0.00
			INV REC#	2011646.007	2/28/23	3/03/23	N	100.00	100.00-	107009	3/03/23	0.00
			INV REC#	2011697.007	3/27/23	3/31/23	N	700.00	700.00-	107109	3/31/23	0.00
			INV REC#	2011932.008	3/07/23	3/10/23	N	10.80	10.80-	107037	3/10/23	0.00
			INV REC#	2012008.008	3/23/23	3/31/23	N	100.00	100.00-	107120	3/31/23	0.00
			INV REC#	2012037.008	3/23/23	3/31/23	N	100.00	100.00-	107128	3/31/23	0.00
							** TOTALS **	1,799.55	1,799.55-			0.00

A C C O U N T S P A Y A B L E
O P E N I T E M R E P O R T
S U M M A R Y

T O T A L S

	GROSS	PAYMENTS	BALANCE
PAID ITEMS	423,442.06	423,442.06CR	0.00
PARTIALLY PAID	0.00	0.00	0.00
UNPAID ITEMS	0.00	0.00	0.00
** TOTALS **	423,442.06	423,442.06CR	0.00

A C C O U N T S P A Y A B L E
O P E N I T E M R E P O R T
S U M M A R Y

** PRE-PAID INVOICES **

P R E P A I D T O T A L S

	GROSS	PAYMENTS	BALANCE
PAID ITEMS	0.00	0.00	0.00
PARTIALLY PAID	0.00	0.00	0.00
UNPAID ITEMS	0.00	0.00	0.00
** TOTALS **	0.00	0.00	0.00

R E P O R T T O T A L S

	GROSS	PAYMENTS	BALANCE
PAID ITEMS	423,442.06	423,442.06CR	0.00
PARTIALLY PAID	0.00	0.00	0.00
UNPAID ITEMS	0.00	0.00	0.00
VOIDED ITEMS	0.00	0.00	0.00
** TOTALS **	423,442.06	423,442.06CR	0.00

U N P A I D R E C A P

NUMBER OF HELD INVOICES	0
UNPAID INVOICE TOTALS	0.00
UNPAID DEBIT MEMO TOTALS	0.00
UNAPPLIED CREDIT MEMO TOTALS	0.00
** UNPAID TOTALS **	0.00

G/L EXPENSE DISTRIBUTION

ACCOUNT NUMBER	ACCOUNT NAME	AMOUNT
10 204000	DUE TO VILLAGE OF CAROL STREAM	45.00
10 217000	SECTION 125	465.47
10 5-00-00-534	PHYSICAL/DRUG TESTING	208.00
10 5-00-00-550	AUDITING SERVICES	9,903.10
10 5-00-00-558	SECURITY SERVICES	252.00
10 5-00-00-565	BACKGROUND CHECKS-EMPLOYEES	256.50
10 5-00-00-566	BACKGROUND CHECKS-NON-EMPLOYEE	57.00
10 5-00-00-610	PDRMA PROPERTY	4,031.04
10 5-00-00-611	PDRMA LIABILITY	1,948.30
10 5-00-00-612	PDRMA EMPLOYMENT	683.70
10 5-00-00-613	PDRMA POLLUTION	117.97
10 5-00-00-614	PDRMA WORKMENS COMP	3,789.28
10 5-00-00-651	MINOR EQUIPMENT-SAFETY	1,961.36
10 5-00-00-800	CAPITAL EQUIPMENT	709.24
10 5-10-00-540	SECTION 125 PLAN	50.00
10 5-10-00-546	TELEPHONE	190.62
10 5-10-00-551	ATTORNEY	270.00
10 5-10-00-556	MAINTENANCE CONTRACTS	3,095.51

G/L EXPENSE DISTRIBUTION

ACCOUNT NUMBER	ACCOUNT NAME	AMOUNT
10 5-10-00-559	TRAINING/SEMINARS	426.00
10 5-10-00-560	MEETINGS	90.04
10 5-10-00-561	MEMBERSHIP DUES	215.00
10 5-10-00-590	OTHER SERVICES	2,979.30
10 5-10-00-620	STAFF INCENTIVE	138.73
10 5-10-00-647	MINOR EQUIPMENT-SAFETY	72.00
10 5-10-00-648	MINOR EQUIPMENT-TECHNOLOGY	142.99
10 5-10-00-650	EQUIPMENT RENTAL	314.82
10 5-10-00-652	OFFICE SUPPLIES	764.32
10 5-10-00-668	COMMISSIONER EXPENSE	1,919.77
10 5-12-00-500	MARKETING GENERAL EXPENSE	14.19CR
10 5-12-00-546	TELEPHONE	51.60
10 5-12-00-570	CONTRACTUAL SERVICES	306.60
10 5-12-00-590	OTHER SERVICES	899.98
10 5-15-00-546	TELEPHONE	181.82
10 5-15-00-547-083	ELECTRIC-ARMSTRONG PARK NORTH	102.26
10 5-15-00-547-085	ELECTRIC-ARMSTRONG PARK SOUTH	388.70
10 5-15-00-547-086	ELECTRIC-BIERMAN	24.27
10 5-15-00-547-089	ELECTRIC-HAMPE	58.63
10 5-15-00-547-093	ELECTRIC-MEMORIAL PARK	18.73
10 5-15-00-547-094	ELECTRIC-POND AERATORS	22.73
10 5-15-00-547-095	ELECTRIC-RED HAWK	286.67
10 5-15-00-547-096	ELECTRIC-SLEPICKA	28.29
10 5-15-00-547-097	ELECTRIC-UNDERPASS IL64	40.38
10 5-15-00-547-098	ELECTRIC-CAROLSHIRE PARK	32.49
10 5-15-00-548	REFUSE	739.46
10 5-15-00-556-048	MAINT CONTRACTS-LANDSCAPE	1,324.66
10 5-15-00-560	MEETINGS	67.80
10 5-15-00-562	REPAIR SERVICES	848.00
10 5-15-00-648	MINOR EQUIPMENT-TECHNOLOGY	27.36
10 5-15-00-650	EQUIPMENT RENTAL	231.84
10 5-15-00-651	MINOR EQUIPMENT	1,300.99
10 5-15-00-653	HORTICULTURAL SUPPLIES	1,334.00
10 5-15-00-657	CLOTHING SUPPLIES	203.70
10 5-15-00-659	VEHICLE FUELS	1,044.17
10 5-15-00-660-059	PLAYGROUND MAINT-DOG PARK	62.16
10 5-15-00-661	HERBICIDES/SNOW REMOVAL	273.20
10 5-15-00-662-047	ATHLETIC FIELD MAINT-SOCCER	59.40
10 5-15-00-663	VEHICLE REPAIRS	4,471.14
10 5-15-00-664	REPAIR/MAINT MATERIALS	411.95
10 5-15-00-673	TOOL REPAIR & PARTS	177.52
10 5-28-00-543	CABLE	158.28
10 5-28-00-544	GAS	744.74
10 5-28-00-545	WATER/SEWER	29.22
10 5-28-00-546	TELEPHONE/INTERNET	594.52
10 5-28-00-547	ELECTRIC	424.29
10 5-28-00-548	REFUSE	67.52

G/L EXPENSE DISTRIBUTION

ACCOUNT NUMBER	ACCOUNT NAME	AMOUNT
10 5-28-00-664	REPAIR/MAINT SUPPLIES	414.00
10 5-62-00-546	TELEPHONE	103.19
	** FUND TOTAL **	52,639.13
11 5-00-00-713	TECHNOLOGY	974.00
	** FUND TOTAL **	974.00
12 5-00-00-745	GYM RENTAL IMPROVEMENTS	1,899.50
12 5-00-00-748	FVRC POOL IMPROVEMENTS	4,375.00
12 5-00-00-749	FITNESS CENTER IMPROVEMENTS	4,840.00
12 5-00-00-760	MC CASLIN PARK	2,247.00
12 5-00-00-790	CONCESSIONS-CCWP	720.42
	** FUND TOTAL **	14,081.92
20 205000	REGISTRATION CLIENT PAYABLE	1,799.55
20 206136	D/T EC/PRESCHOOL FUNDRAISER	2,535.30
20 206216	D/T THEATRE FUNDRAISER	380.80
20 206221	D/T DANCE COMPANY FUNDRAISER	826.29
20 206735	D/T SWIM TEAM VAC FUNDRAISER	684.82
20 206902	D/T GYMNAST SPRINGER FUNDRAISE	1,322.97
20 207060	D/T PGM MERCH SALES TAX	72.95
20 207992	D/T FVRC CONC SALES TAX	123.76
20 4-14-00-481-992	RECOVERY OF COST-FVRC CONCES	1.76CR
20 4-60-00-481	RECOVERY OF COST-RECREATION	0.95CR
20 4-60-27-491-235	PGM REV-AWESOME ADVENTURE CAMP	312.00
20 4-60-29-491-298	PGM REV - YTH KDS CARE DAY OFF	106.00
20 4-60-80-441-800	MEMBERSHIP - FITNESS CTR	42.00
20 5-12-00-553	ADVERTISING PRINT	2,990.38
20 5-12-00-554	ADVERTISING DIGITAL	19.93
20 5-12-00-592	PROGRAM SUPPLIES	29.38
20 5-12-00-651	MINOR EQUIPMENT	143.91
20 5-12-00-669	POSTAGE	290.00
20 5-12-00-690	DEPARTMENT SUPPLIES	126.77
20 5-13-00-543	CABLE	245.80
20 5-13-00-544	GAS	2,240.45
20 5-13-00-545	WATER/SEWER	1,898.66
20 5-13-00-546	TELEPHONE/INTERNET	1,526.14
20 5-13-00-547	ELECTRIC	9,433.45
20 5-13-00-548	REFUSE	667.14
20 5-13-00-556	MAINTENANCE CONTRACTS	3,841.72
20 5-13-00-562	REPAIR SERVICES	7,365.00
20 5-13-00-651	MINOR EQUIPMENT FACILITY	430.75
20 5-13-00-654	CHEMICALS-POOL	3,318.85
20 5-13-00-656	JANITORIAL SUPPLIES	1,451.44
20 5-13-00-664	REPAIR & MAINT SUPPLIES	231.89
20 5-13-00-665	SAFETY SUPPLIES-FVRC	506.40CR
20 5-14-00-546	TELEPHONE	304.26

G/L EXPENSE DISTRIBUTION

ACCOUNT NUMBER	ACCOUNT NAME	AMOUNT
20 5-14-00-559	TRAINING	85.75
20 5-14-00-561-991	MEMBERSHIP DUES-MCCASLIN	155.00
20 5-14-00-562-991	REPAIR SRVS-MCCASLIN CONCESSIO	650.00
20 5-14-00-640-991	DRY GOODS SUPPLIES-MCCASLIN	672.42
20 5-14-00-642-991	MCCAS-PERISHABLE FOOD SUPPLIES	3,722.65
20 5-14-00-643-991	MCCAS-NON-ALCOH BEV SUPPLIES	2,294.63
20 5-14-00-644-991	MCCAS-ALCOHOLIC BEV SUPPLIES	1,215.70
20 5-14-00-645-992	FVRC-CONTRACT PERISHABLE FOOD	182.98
20 5-14-00-651-991	MINOR EQMT FAC-MCCASLIN CONC	779.85
20 5-14-00-656-991	JANITORIAL SUPP-MCCASLIN CONC	25.13
20 5-14-00-657	CLOTHING - CONCESSIONS	121.50
20 5-14-00-664-991	REPAIR/MAINT SUPP-MCCAS CONC	27.98
20 5-14-00-690-991	DEPT SUPPLIES MCCAS CONCESSION	9.03
20 5-23-00-543	CABLE	10.52
20 5-23-00-544	GAS	2,483.36
20 5-23-00-545	WATER/SEWER	157.54
20 5-23-00-546	TELEPHONE/INTERNET	2,093.29
20 5-23-00-547	ELECTRIC	1,769.87
20 5-23-00-548	REFUSE	547.77
20 5-23-00-556	MAINTENANCE CONTRACTS	150.00
20 5-23-00-562	REPAIR SERVICES	2,805.52
20 5-23-00-651	MINOR EQUIPMENT FACILITY	7,393.23
20 5-23-00-656	JANITORIAL SUPPLIES	299.83
20 5-23-00-664	REPAIR & MAINT SUPPLIES	286.06
20 5-24-00-544	GAS	180.88
20 5-24-00-545-087	WATER/SEWER-CORAL COVE	17.50
20 5-24-00-545-088	WATER/SEWER-CCWP FILTER ROOM	512.62
20 5-24-00-547	ELECTRIC	218.75
20 5-24-00-562	REPAIR SERVICES	830.00
20 5-24-00-656	JANITORIAL SUPPLIES	54.54
20 5-24-00-664	REPAIR & MAINT SUPPLIES	2,494.79
20 5-26-00-544	GAS	135.15
20 5-26-00-547	ELECTRIC	135.15
20 5-26-00-556	MAINTENANCE CONTRACTS	524.70
20 5-60-00-543-641	CABLE - RENTAL FIELDS	18.09
20 5-60-00-546	TELEPHONE	233.41
20 5-60-00-554	ADVERTISING-RECREATION	180.00
20 5-60-00-592-622	PGM SUP - LOCAL EVENTS	2,755.00
20 5-60-00-592-642	RENTAL FVRC SUPPLIES	184.99
20 5-60-00-595-642	RENTAL FVRC SERVICES	133.30
20 5-60-00-648	MINOR EQUIPMENT-TECHNOLOGY	164.16
20 5-60-00-652	OFFICE SUPPLIES	25.97
20 5-60-00-667	AUTO REIMBURSEMENT	40.00
20 5-60-00-690	DEPARTMENT SUPPLIES	237.97
20 5-60-16-592-135	PGM SUP - PRESCHOOL	73.27
20 5-60-20-592-203	PGM SUP - YOUTH B-DAY PARTIES	195.47
20 5-60-20-595-203	PGM SRV - YOUTH B-DAY PARTIES	658.00

G/L EXPENSE DISTRIBUTION

ACCOUNT NUMBER	ACCOUNT NAME	AMOUNT
20 5-60-21-595-205	PGM SRV - SPECIAL INTEREST	3,396.20
20 5-60-23-592-215	PGM SUP - YOUTH THEATRE	203.47
20 5-60-23-594-220	PGM MERCH - SEASONAL DANCE	24.49
20 5-60-23-595-215	PGM SRV - YOUTH THEATRE	230.00
20 5-60-23-595-220	PGM SRV - SEASONAL DANCE	476.00
20 5-60-23-595-221	PGM SRV-DANCE COMPANY (FORTE)	3,175.45
20 5-60-23-595-224	PGM SRV - DANCE RECITAL	16.99
20 5-60-27-595-235	PGM SRV-AWESOME ADVENTURE CAMP	2,551.00
20 5-60-28-592-258	PGM SUP - YTH DODGEBALL LEAGUE	535.35
20 5-60-28-592-260	PGM SUP - YOUTH BASKETBALL	1,244.52
20 5-60-28-592-860	PGM SUP-YTH BB/SB LEAGUES	4,566.25
20 5-60-28-594-272	MERCH RESALE-YTH SPRING SOCCER	2,892.00
20 5-60-28-595-258	PGM SRV - YTH DODGEBALL LEAGUE	1,665.00
20 5-60-28-595-260	PGM SRV - YOUTH BASKETBALL	6,086.00
20 5-60-29-546-290	TELEPHONE-YTH B/A SCHOOL	361.17
20 5-60-29-592-290	PGM SUP - YOUTH B/A SCHOOL	1,344.92
20 5-60-29-592-298	PGM SUP - YTH KDS CARE DAY OFF	300.82
20 5-60-29-595-298	PGM SRV - YTH KDS CARE DAY OFF	850.50
20 5-60-48-592-434	PGM SUP - ADULT SB TOURNAMENTS	2,466.00
20 5-60-48-592-440	PGM SUP - ADULT SPORTS LEAGUES	454.96
20 5-60-48-595-434	PGM SRV - ADULT SB TOURNAMENTS	200.00
20 5-60-48-595-440	PGM SRV - ADULT SPORTS LEAGUES	6,606.00
20 5-60-55-595-520	PGM SRV-FOREVER YNG DAY TRIPS	2,993.06
20 5-60-55-595-525	PGM SRV-FOREVER YNG OVRNT TRIP	19,646.99
20 5-60-61-595-680	PGM SRV-SPORTS INSTRUCTIONAL	1,535.80
20 5-60-64-592-610	PGM SUP - FAMILY SPECIAL EVENT	451.24
20 5-60-64-595-610	PGM SRV - FAMILY SPECIAL EVENT	83.17
20 5-60-70-570-700	CONTRACTUAL SRVS-FVRC POOL	33,715.46
20 5-60-70-595-700	PGM SRV - INDOOR POOL	825.00
20 5-60-78-592-710	PGM SUP - SWIM TEAM	551.28
20 5-60-80-543-800	CABLE - FITNESS CENTER	368.71
20 5-60-80-562-800	REPAIR SERVICES-FITNESS	677.21
20 5-60-80-592-800	PGM SUP-FITNESS CENTR-MEM/PASS	989.32
20 5-60-80-595-800	PGM SRV-FITNESS CENTR-MEM/PASS	936.00
20 5-60-80-671-800	PROMOTION SUPPLIES-FITNESS	958.31
20 5-60-91-592-905	PGM SUP - GYMNAS TIC INSTRUCTNL	122.42
20 5-60-98-595-901	PGM SRV - GYMNAS TIC TEAM	1,020.00
20 5-64-00-547	ELECTRIC-MCCASLIN FIELDS	514.20
20 5-64-00-556	MAINTENANCE CONTRACTS	20.00
20 5-64-00-562	REPAIR SERVICES	309.00
20 5-64-00-651	MINOR EQUIPMENT	95.63
20 5-64-00-664	REPAIR/MAINT MATERIALS	36.35
20 5-65-00-544	GAS	137.41
20 5-65-00-546	TELEPHONE/INTERNET	304.25
20 5-65-00-547	ELECTRIC	97.94
20 5-65-00-562	REPAIR SERVICES	541.77
20 5-65-00-650	EQUIPMENT RENTAL	60.00
	** FUND TOTAL **	188,834.18

A C C O U N T S P A Y A B L E
O P E N I T E M R E P O R T
S U M M A R Y

G/L EXPENSE DISTRIBUTION

ACCOUNT NUMBER	ACCOUNT NAME	AMOUNT
25 5-00-00-651	MINOR EQUIPMENT	1,041.88
25 5-00-00-765	ADA PARK IMPROVEMENTS	700.00
	** FUND TOTAL **	1,741.88
30 5-00-00-900	PAYING AGENT FEES	4,400.00
	** FUND TOTAL **	4,400.00
34 5-00-00-713	TECHNOLOGY	2,539.46
	** FUND TOTAL **	2,539.46
42 5-00-00-714	SHORELINE RESTORATION	10,875.00
42 5-00-00-760	MCCASLIN PARK IMPROVEMENTS	3,528.00
42 5-75-00-722	COMMUNITY PARK	32,754.46
42 5-75-00-753	CORAL COVE WATER PARK	110,308.05
42 5-75-00-762	PARKS/PLAYGROUNDS	500.00
42 5-75-00-772	WALTER PARK	265.98
	** FUND TOTAL **	158,231.49

	** TOTAL **	423,442.06

A C C O U N T S P A Y A B L E
O P E N I T E M R E P O R T
S U M M A R Y

DEPARTMENT TOTALS

DEPARTMENT	DEPARTMENT NAME	AMOUNT
10	NON-DEPARTMENTAL	510.47
10 00	ANCILLARY FUNDS	23,917.49
10 10	FINANCE/ADMINISTRATION	10,669.10
10 12	MARKETING/COMMUNICATION	1,243.99
10 15	PARKS	13,762.32
10 28	MAINTENANCE FACILITY	2,432.57
10 62	REGISTRATION SERVICES	103.19
	** FUND TOTAL **	52,639.13
11 00	CORP REPAIR & REPLACEMENT	974.00
	** FUND TOTAL **	974.00
12 00	REC REPAIR & REPLACEMENT	14,081.92
	** FUND TOTAL **	14,081.92
20	NON-DEPARTMENTAL	7,746.44
20 12	MARKETING/COMMUNICATION	3,600.37
20 13	FOUNTAIN VIEW REC CENTER	32,144.89
20 14	CONCESSIONS	10,245.12
20 23	SIMKUS FACILITY	17,996.99
20 24	CORAL COVE	4,309.08
20 26	EVERGREEN GYM FACILITY	795.00
20 60	RECREATION	109,879.74
20 64	MCCASLIN FIELDS	975.18
20 65	MINIATURE GOLF	1,141.37
	** FUND TOTAL **	188,834.18
25 00	SPECIAL RECREATION	1,741.88
	** FUND TOTAL **	1,741.88
30 00	BOND AND INTEREST	4,400.00
	** FUND TOTAL **	4,400.00
34 00	CAPITAL PROJECTS	2,539.46
	** FUND TOTAL **	2,539.46
42 00	CAPITAL PROJECTS	14,403.00
42 75	2021 CAPITAL IMPROVEMENTS	143,828.49
	** FUND TOTAL **	158,231.49

	** TOTAL **	423,442.06

0 ERRORS
0 WARNINGS

SELECTION CRITERIA

VENDOR SET: ALL
 VENDOR: THRU ZZZZZZ
 VENDOR CLASS: ALL
 BANK CODES: Include: APBNK
 1099 BOX: All
 COMMENT CODES: All
 HOLD STATUS: Both
 AP BALANCE AS OF: 0/00/0000
 ADVANCED SELECTION: YES

ITEM SELECTION: PAID ITEMS
 FUNDS: All
 ACCOUNT RANGE: THRU ZZZZZZZZZZZZZZZZ
 ITEM AMOUNT: 999,999,999.00CR THRU 999,999,999.00

PRINT OPTIONS:

SEQUENCE: VENDOR NUMBER
 REPORT TYPE: SUMMARY
 SORT TRANSACTIONS BY DATE: NO
 G/L ACCOUNTS/PROJECTS: YES
 ONE VENDOR PER PAGE: NO
 ONE DEPARTMENT PER PAGE: NO
 PRINT STUB COMMENTS: NO
 PRINT COMMENT CODES: None
 PRINT W/ PO ONLY: NO

DATE SELECTION:

PAYMENT DATE: 3/01/2023 THRU 3/31/2023
 ITEM DATE: 0/00/0000 THRU 99/99/9999
 POSTING DATE: 0/00/0000 THRU 99/99/9999



Quarterly Treasurers Report
Fiscal Year Ending December 31, 2023
First Quarter

Presented To: Finance Committee and Park Commissioners

From: Lisa Scumaci, Superintendent of Finance & Accounting
Sue Rini, Deputy Director



The following is the **Quarterly Treasurers Report** for the Carol Stream Park District for the first quarter of fiscal year ending December 31, 2023.

Current Fund Balance

Refer to Chart A

- The opening fund balances represent audited values.
- The ancillary funds (Paving, FICA, Audit, Liability, and IMRF) are charted as part of the Corporate Fund. The District is still required to 'levy' by fund, but will record and hold the dollars in one Corporate Fund.
- The First Quarter **Combined Fund Balance is \$7,507,795**. This includes all operating, restricted use funds, the balance of the bond proceeds, capital, and repair & replacement dollars.
 - The first quarter ending fund balance for all **Operating Funds is \$3,250,340**. This compares favorably to the 2022 first quarter ending balance of \$2,363,034. Operating funds include:

<i>Corporate/Corporate R&R</i>	<i>FICA</i>
<i>Recreation/Recreation R&R</i>	<i>Audit</i>
<i>Paving & Lighting</i>	<i>IMRF</i>
<i>Liability</i>	

- The **Year-to-Date (YTD) change in the Operating Fund Balance** from beginning balances reflects a decrease of \$689,367; this compares favorably to the first quarter decreases of \$556,809 in 2022 due to an additional payroll in 2023, and similar to \$701,516 in 2021.
 - First Quarter typically performs at a loss; the District has moved back to pre-COVID conditions with this more typical first quarter performance.
- Total **Capital Dollars** available are \$2,483,208.



Carol Stream Park District

(Chart A)

Current Fund Balance

1st Quarter - Fiscal Year Ending 12/31/23

	Corporate Fund (Includes Corp R&R, and Ancillary Funds)							Recreation		Restricted Use / Cap Exempt Funds					Total
	Admin Fund 10	Corp R&R Fund 11	Paving Fund 21	FICA Fund 22	Audit Fund 23	Liability Fund 24	IMRF Fund 26	Rec R&R Fund 12	Recreation Fund 20	Spec Rec Fund 25	Working Cash Fund 29	Bond & Int Fund 30	Technology Fund 34	Capital Fund 42	
1/1/23 Bal: By Fund	\$ 1,283,310	\$ 138,727	\$ 113,877	\$ 129,313	\$ 14,608	\$ 202,831	\$ 152,037	\$ 540,677	\$ 1,364,326	\$ 97,168	\$ 100,000	\$ 1,543,943	\$ 50,913	\$ 2,563,395.66	\$ 8,295,126
1/1/23 Bal: Combined Funds	\$ 2,034,704							\$ 1,905,002							
Fund Balance	\$ 1,895,977	\$ 138,727						\$ 540,677	\$ 1,364,326	\$ 97,168	\$ 100,000	\$ 1,543,943	\$ 50,913	\$ 2,563,396	\$ 8,295,126
January Net	\$ (145,397)	\$ 2,130	\$ -	\$ -	\$ -	\$ -	\$ -	\$ 3,531	\$ 96,973	\$ (4,341)	\$ -	\$ -	\$ (1,487)	\$ (17,877)	\$ (66,466)
Fund Balance 1/31	\$ 1,750,580	\$ 140,857	\$ -	\$ -	\$ -	\$ -	\$ -	\$ 544,208	\$ 1,461,299	\$ 92,827	\$ 100,000	\$ 1,543,943	\$ 49,426	\$ 2,545,519	\$ 8,228,659
February Net	\$ (212,203)	\$ 5,125	\$ -	\$ -	\$ -	\$ -	\$ -	\$ 6,653	\$ (23,542)	\$ (1,205)	\$ -	\$ -	\$ (872)	\$ (35,460)	\$ (261,505)
Fund Balance 2/28	\$ 1,538,377	\$ 145,982	\$ -	\$ -	\$ -	\$ -	\$ -	\$ 550,861	\$ 1,437,757	\$ 91,622	\$ 100,000	\$ 1,543,943	\$ 48,554	\$ 2,510,059	\$ 7,967,155
March Net	\$ (224,231)	\$ 1,134	\$ -	\$ -	\$ -	\$ -	\$ -	\$ (11,926)	\$ (187,614)	\$ (3,263)	\$ -	\$ (4,070)	\$ (2,539)	\$ (26,851)	\$ (459,360)
Fund Balance 3/31	\$ 1,314,146	\$ 147,116	\$ -	\$ -	\$ -	\$ -	\$ -	\$ 538,934	\$ 1,250,143	\$ 88,359	\$ 100,000	\$ 1,539,873	\$ 46,014	\$ 2,483,208	\$ 7,507,795
April Net	\$ -	\$ -	\$ -	\$ -	\$ -	\$ -	\$ -	\$ -	\$ -	\$ -	\$ -	\$ -	\$ -	\$ -	\$ -
Fund Balance 4/30	\$ 1,314,146	\$ 147,116	\$ -	\$ -	\$ -	\$ -	\$ -	\$ 538,934	\$ 1,250,143	\$ 88,359	\$ 100,000	\$ 1,539,873	\$ 46,014	\$ 2,483,208	\$ 7,507,795
May Net	\$ -	\$ -	\$ -	\$ -	\$ -	\$ -	\$ -	\$ -	\$ -	\$ -	\$ -	\$ -	\$ -	\$ -	\$ -
Fund Balance 5/31	\$ 1,314,146	\$ 147,116	\$ -	\$ -	\$ -	\$ -	\$ -	\$ 538,934	\$ 1,250,143	\$ 88,359	\$ 100,000	\$ 1,539,873	\$ 46,014	\$ 2,483,208	\$ 7,507,795
June Net	\$ -	\$ -	\$ -	\$ -	\$ -	\$ -	\$ -	\$ -	\$ -	\$ -	\$ -	\$ -	\$ -	\$ -	\$ -
Fund Balance 6/30	\$ 1,314,146	\$ 147,116	\$ -	\$ -	\$ -	\$ -	\$ -	\$ 538,934	\$ 1,250,143	\$ 88,359	\$ 100,000	\$ 1,539,873	\$ 46,014	\$ 2,483,208	\$ 7,507,795
July Net	\$ -	\$ -	\$ -	\$ -	\$ -	\$ -	\$ -	\$ -	\$ -	\$ -	\$ -	\$ -	\$ -	\$ -	\$ -
Fund Balance 7/31	\$ 1,314,146	\$ 147,116	\$ -	\$ -	\$ -	\$ -	\$ -	\$ 538,934	\$ 1,250,143	\$ 88,359	\$ 100,000	\$ 1,539,873	\$ 46,014	\$ 2,483,208	\$ 7,507,795
August Net	\$ -	\$ -	\$ -	\$ -	\$ -	\$ -	\$ -	\$ -	\$ -	\$ -	\$ -	\$ -	\$ -	\$ -	\$ -
Fund Balance 8/31	\$ 1,314,146	\$ 147,116	\$ -	\$ -	\$ -	\$ -	\$ -	\$ 538,934	\$ 1,250,143	\$ 88,359	\$ 100,000	\$ 1,539,873	\$ 46,014	\$ 2,483,208	\$ 7,507,795
September Net	\$ -	\$ -	\$ -	\$ -	\$ -	\$ -	\$ -	\$ -	\$ -	\$ -	\$ -	\$ -	\$ -	\$ -	\$ -
Fund Balance 9/30	\$ 1,314,146	\$ 147,116	\$ -	\$ -	\$ -	\$ -	\$ -	\$ 538,934	\$ 1,250,143	\$ 88,359	\$ 100,000	\$ 1,539,873	\$ 46,014	\$ 2,483,208	\$ 7,507,795
October Net	\$ -	\$ -	\$ -	\$ -	\$ -	\$ -	\$ -	\$ -	\$ -	\$ -	\$ -	\$ -	\$ -	\$ -	\$ -
Fund Balance 10/31	\$ 1,314,146	\$ 147,116	\$ -	\$ -	\$ -	\$ -	\$ -	\$ 538,934	\$ 1,250,143	\$ 88,359	\$ 100,000	\$ 1,539,873	\$ 46,014	\$ 2,483,208	\$ 7,507,795
November Net	\$ -	\$ -	\$ -	\$ -	\$ -	\$ -	\$ -	\$ -	\$ -	\$ -	\$ -	\$ -	\$ -	\$ -	\$ -
Fund Balance 11/30	\$ 1,314,146	\$ 147,116	\$ -	\$ -	\$ -	\$ -	\$ -	\$ 538,934	\$ 1,250,143	\$ 88,359	\$ 100,000	\$ 1,539,873	\$ 46,014	\$ 2,483,208	\$ 7,507,795
December Net	\$ -	\$ -	\$ -	\$ -	\$ -	\$ -	\$ -	\$ -	\$ -	\$ -	\$ -	\$ -	\$ -	\$ -	\$ -
YTD Fund Balance	\$ 1,314,146	\$ 147,116	\$ -	\$ -	\$ -	\$ -	\$ -	\$ 538,934	\$ 1,250,143	\$ 88,359	\$ 100,000	\$ 1,539,873	\$ 46,014	\$ 2,483,208	\$ 7,507,795
	Corporate/CorpR&R/Ancillary							Recreation/RecR&R							
YTD Combined Fund Balance:	\$ 1,461,263							\$ 1,789,077							
Budgeted Ending Bal - CORP	\$ 1,278,581	\$ 144,477	\$ 118,784	\$ 95,741	\$ 18,758	\$ 239,318	\$ 150,664	\$ 563,077	\$ 1,396,780	\$ 104,343	\$ 100,000	\$ 1,538,699	\$ 27,677	\$ 2,094,876	\$ 7,871,776
Budgeted Ending Bal - CORP & ANCILLARY	\$ 2,046,324							\$ 1,959,857							
Target of 5/12	\$ 997,706	\$ 200,000	per plans	\$ 137,521	\$ 9,908	\$ 79,401	\$ 129,960	\$ 500,000	\$ 2,420,035	per plans	\$ 100,000	per debt	n/a	n/a	

* Target Balance for Compined Corporate and Ancillary Funds is: \$ 1,554,496

Operating Fund Beg Balance: \$ 3,939,706
 Operating Fund End Balance: \$ 3,250,340
 Change in Operating Balance: \$ (689,367)



Year-to-Date (YTD) Revenues and Expenses – Monthly Comparison – ALL FUNDS

Refer to Chart B

- This chart includes revenue, expense and net performance totals for ALL FUNDS – therefore, operating dollars, capital dollars, cap-exempt (bond & interest dollars), and special recreation dollars are included in the totals.
- Not all funds have the same goals or ‘targets’. While capital funds (specifically bond proceeds) are intentionally spent down and will result in a negative net.
- **First Quarter net performance including all funds is (\$787,331)**
 - First quarter performance is typically negative unless there has been a bond issuance.
 - Performance is similar to 2022.



Carol Stream Park District
YTD Revenue & Expense - Monthly Comparison
1st Quarter - Fiscal Year Ending 12/31/23

(Chart B)

ALL FUNDS - Corresponds to Chart B-1

Fiscal Year	January	February	March	1st Quarter Totals	2nd Quarter Totals	First Half Totals	3rd Quarter Totals	4th Quarter Totals	YTD TOTAL
2014 Revenue	\$ 1,668,369	\$ 320,065	\$ 532,084	\$ 2,520,518	\$ 5,061,623	\$ 7,582,140	\$ 4,588,061	\$ 2,334,484	\$ 14,504,685
2014 Expense	\$ 749,150	\$ 965,188	\$ 991,539	\$ 2,705,877	\$ 3,211,570	\$ 5,917,447	\$ 4,404,267	\$ 5,676,505	\$ 15,998,218
2014 Net	\$ 919,219	\$ (645,122)	\$ (459,455)	\$ (185,359)	\$ 1,850,053	\$ 1,664,694	\$ 183,794	\$ (3,342,021)	\$ (1,493,533)
2015 Revenue	\$ 674,523	\$ 357,436	\$ 549,217	\$ 1,581,176	\$ 5,604,998	\$ 7,186,174	\$ 4,806,492	\$ 1,279,291	\$ 13,271,957
2015 Expense	\$ 755,903	\$ 663,310	\$ 697,097	\$ 2,116,310	\$ 3,213,738	\$ 5,330,048	\$ 3,281,917	\$ 5,198,304	\$ 13,810,269
2015 Net	\$ (81,381)	\$ (305,873)	\$ (147,880)	\$ (535,134)	\$ 2,391,260	\$ 1,856,126	\$ 1,524,575	\$ (3,919,013)	\$ (538,312)
2016 Revenue	\$ 710,463	\$ 344,520	\$ 405,633	\$ 1,460,617	\$ 5,532,006	\$ 6,992,623	\$ 4,724,822	\$ 1,309,084	\$ 13,026,529
2016 Expense	\$ 587,155	\$ 674,357	\$ 717,493	\$ 1,979,005	\$ 3,297,933	\$ 5,276,938	\$ 3,577,429	\$ 5,569,431	\$ 14,423,798
2016 Net	\$ 123,308	\$ (329,837)	\$ (311,859)	\$ (518,388)	\$ 2,234,073	\$ 1,715,685	\$ 1,147,393	\$ (4,260,347)	\$ (1,397,269)
2017 Revenue	\$ 325,839	\$ 311,796	\$ 355,302	\$ 992,937	\$ 5,948,022	\$ 6,940,959	\$ 5,396,347	\$ 1,243,254	\$ 13,580,560
2017 Expense	\$ 506,518	\$ 684,417	\$ 759,037	\$ 1,949,971	\$ 3,673,264	\$ 5,623,235	\$ 2,937,513	\$ 5,602,312	\$ 14,163,060
2017 Net	\$ (180,679)	\$ (372,621)	\$ (403,735)	\$ (957,034)	\$ 2,274,759	\$ 1,317,724	\$ 2,458,834	\$ (4,359,058)	\$ (582,500)
2018 Revenue	\$ 348,091	\$ 339,526	\$ 344,109	\$ 1,031,725	\$ 6,207,035	\$ 7,238,761	\$ 5,388,057	\$ 1,349,138	\$ 13,975,955
2018 Expense	\$ 500,709	\$ 570,658	\$ 726,143	\$ 1,797,510	\$ 3,347,702	\$ 5,145,212	\$ 2,598,391	\$ 6,016,961	\$ 13,760,564
2018 Net	\$ (152,618)	\$ (231,132)	\$ (382,034)	\$ (765,785)	\$ 2,859,333	\$ 2,093,548	\$ 2,789,666	\$ (4,667,823)	\$ 215,391
2019 Revenue	\$ 341,276	\$ 345,895	\$ 361,132	\$ 1,048,303	\$ 6,199,885	\$ 7,248,188	\$ 5,795,670	\$ 1,442,013	\$ 14,485,871
2019 Expense	\$ 412,105	\$ 588,760	\$ 679,132	\$ 1,679,997	\$ 3,831,956	\$ 5,511,953	\$ 2,852,295	\$ 6,354,980	\$ 14,719,228
2019 Net	\$ (70,829)	\$ (242,865)	\$ (318,000)	\$ (631,694)	\$ 2,367,929	\$ 1,736,235	\$ 2,943,375	\$ (4,912,967)	\$ (233,357)
2020 Revenue	\$ 353,030	\$ 590,386	\$ 75,581	\$ 1,018,997	\$ 4,990,270	\$ 6,009,267	\$ 4,939,804	\$ 826,318	\$ 11,775,390
2020 Expense	\$ 431,256	\$ 651,719	\$ 565,918	\$ 1,648,893	\$ 2,332,723	\$ 3,981,616	\$ 1,748,726	\$ 6,140,567	\$ 11,870,908
2020 Net	\$ (78,226)	\$ (61,333)	\$ (490,336)	\$ (629,896)	\$ 2,657,547	\$ 2,027,652	\$ 3,191,078	\$ (5,314,248)	\$ (95,518)
2021 Revenue	\$ 149,816	\$ 167,387	\$ 193,591	\$ 510,793	\$ 9,500,949	\$ 10,011,742	\$ 5,675,819	\$ 952,812	\$ 16,640,373
2021 Expense	\$ 305,787	\$ 434,605	\$ 457,807	\$ 1,198,200	\$ 2,705,855	\$ 3,904,055	\$ 2,450,729	\$ 6,410,267	\$ 12,765,051
2021 Net	\$ (155,971)	\$ (267,219)	\$ (264,217)	\$ (687,407)	\$ 6,795,094	\$ 6,107,687	\$ 3,225,090	\$ (5,457,455)	\$ 3,875,322
2022 Revenue	\$ 273,426	\$ 249,802	\$ 218,513	\$ 741,740	\$ 7,759,627	\$ 8,501,367	\$ 6,031,371	\$ 1,329,867	\$ 15,862,604
2022 Expense	\$ 392,272	\$ 548,272	\$ 583,611	\$ 1,524,154	\$ 3,489,412	\$ 5,013,566	\$ 2,908,450	\$ 8,225,530	\$ 16,147,546
2022 Net	\$ (118,846)	\$ (298,470)	\$ (365,099)	\$ (782,414)	\$ 4,270,215	\$ 3,487,801	\$ 3,122,920	\$ (6,895,663)	\$ (284,942)
2023 Revenue	\$ 374,243	\$ 364,362	\$ 436,339	\$ 1,174,944	\$ -	\$ 1,174,944	\$ -	\$ -	\$ 1,174,944
2023 Expense	\$ 440,710	\$ 625,866	\$ 895,699	\$ 1,962,275	\$ -	\$ 1,962,275	\$ -	\$ -	\$ 1,962,275
2023 Net	\$ (66,466)	\$ (261,505)	\$ (459,360)	\$ (787,331)	\$ -	\$ (787,331)	\$ -	\$ -	\$ (787,331)



Year-to-Date (YTD) Revenue and Expenses Compared to Budget – ALL FUNDS

Refer to Chart B-1

- Similar to the spreadsheet in Chart B, this chart includes Year-to-Date performance compared to budget and includes ALL FUNDS. It also provides the percentage (%) of the budget. Comparative information for 2022 is included for reference.
- This chart reflects Operating, Capital, Cap-Exempt, and Special Recreation revenues and expenses.
- 2023 Year-to-Date revenue is 7.05% of the annual budget, with expenses at 10.19% of the annual budget.



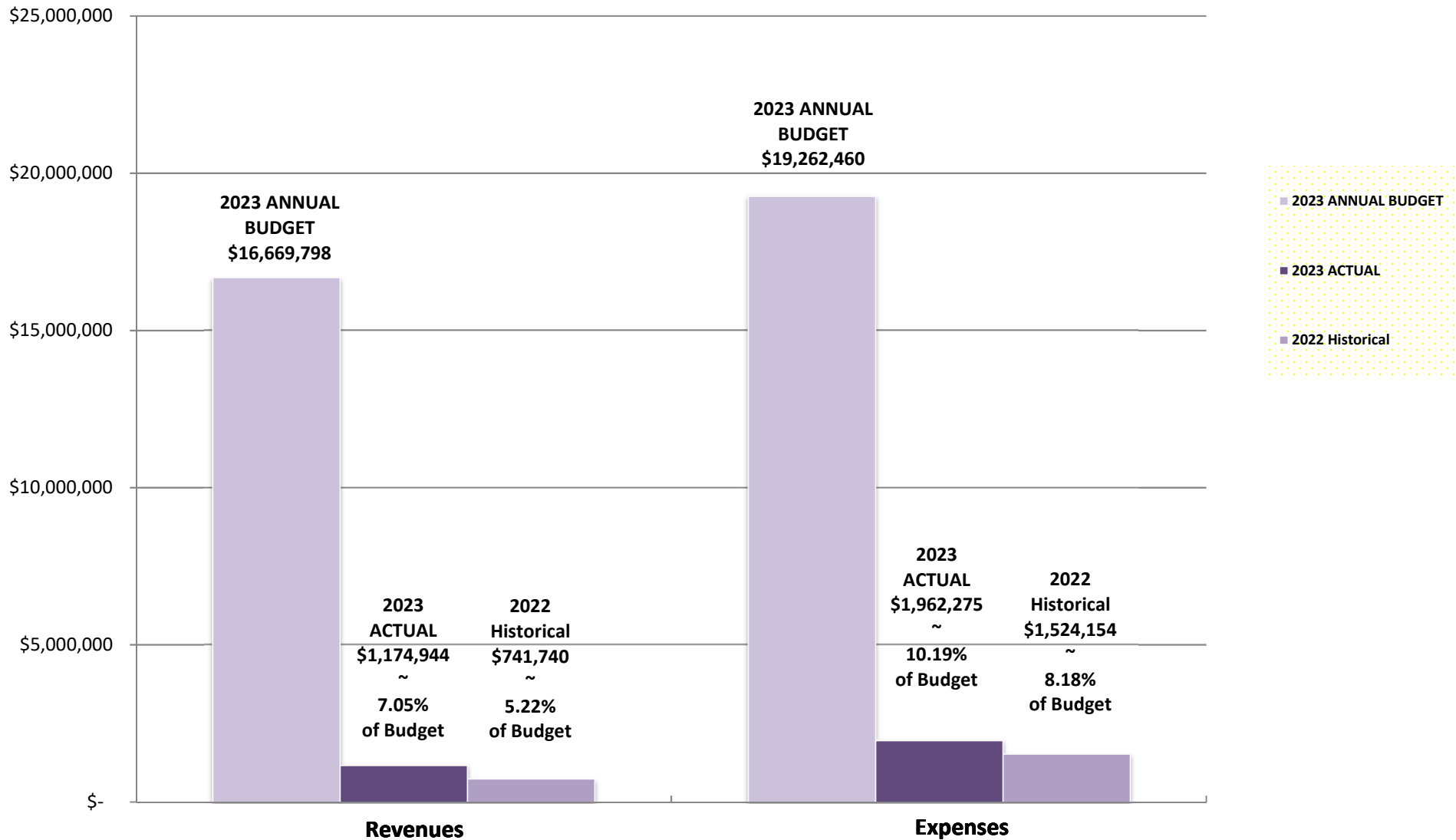
Carol Stream Park District

YTD Revenue & Expense as % of Budget

1st Quarter - Fiscal Year Ending 12/31/23

ALL FUNDS

(Chart B-1)





Year-to-Date (YTD) Revenue and Expenses – Monthly Comparison – OPERATING FUNDS

Refer to Chart C

- This chart includes **current and historical revenue, expense, and net performance for Operating Funds:**
 - Corporate
 - Corporate Repair & Replacement
 - Recreation Repair & Replacement
 - Recreation
 - Paving & Lighting
 - FICA
 - Audit
 - Liability
 - IMRF

- **First Quarter net performance for Operating Funds is (\$689,367)**
 - The first quarter typically nets negative performance.
 - First quarter performance is somewhat more than 2022, but typical.



Carol Stream Park District
YTD Revenues & Expense - Monthly Comparisons
1st Quarter - Fiscal Year Ending 12/31/2023

(Chart C)

OPERATING FUNDS - Corresponds to Charts C-1, C-2, C-3

Fiscal Year	January	February	March	1st Quarter Totals	1st Qtr % of Annual Budget	2nd Quarter Totals	2nd Qtr % of Annual Budget	First Half Totals	First Half % of Annual Budget	3rd Quarter Totals	1st-thru 3rd Quarter YTD Totals	1st-3rd Qtrs % of Annual Budget	4th Quarter Totals	YTD Total	1st-4th Qtrs % of Annual Budget	Annual Operating Budget
2014	Revenue \$ 667,920	\$ 319,668	\$ 456,631	\$ 1,444,219	17.3%	\$ 2,990,258	35.8%	\$ 4,434,477	53.0%	\$ 2,729,520	\$ 7,163,997	85.7%	\$ 1,027,533	\$ 8,191,531	97.9%	\$ 8,363,776
	Expense \$ 617,087	\$ 546,823	\$ 636,117	\$ 1,800,027	21.6%	\$ 1,979,168	23.7%	\$ 3,779,196	45.3%	\$ 2,457,460	\$ 6,236,656	74.7%	\$ 2,077,801	\$ 8,314,456	99.6%	\$ 8,348,073
	Net \$ 50,833	\$ (227,155)	\$ (179,486)	\$ (355,808)		\$ 1,011,089		\$ 655,281		\$ 272,060	\$ 927,342		\$ (1,050,267)	\$ (122,926)		\$ 15,703
2015	Revenue \$ 674,382	\$ 357,135	\$ 549,118	\$ 1,580,635	18.8%	\$ 3,379,033	40.2%	\$ 4,959,668	59.0%	\$ 2,808,561	\$ 7,768,229	92.4%	\$ 621,039	\$ 8,389,269	99.8%	\$ 8,404,925
	Expense \$ 625,787	\$ 565,534	\$ 595,895	\$ 1,787,216	21.3%	\$ 2,139,735	25.5%	\$ 3,926,952	46.8%	\$ 2,457,156	\$ 6,384,108	76.1%	\$ 1,926,258	\$ 8,310,366	99.0%	\$ 8,393,568
	Net \$ 48,595	\$ (208,399)	\$ (46,777)	\$ (206,581)		\$ 1,239,298		\$ 1,032,716		\$ 351,405	\$ 1,384,121		\$ (1,305,218)	\$ 78,903		\$ 11,357
2016	Revenue \$ 710,348	\$ 339,270	\$ 405,537	\$ 1,455,155	17.2%	\$ 3,114,762	36.9%	\$ 4,569,917	54.1%	\$ 2,637,240	\$ 7,207,157	85.3%	\$ 977,817	\$ 8,184,973	96.8%	\$ 8,452,124
	Expense \$ 521,855	\$ 563,424	\$ 579,825	\$ 1,665,103	19.7%	\$ 1,803,999	21.4%	\$ 3,469,102	41.1%	\$ 2,556,806	\$ 6,025,907	71.3%	\$ 1,935,041	\$ 7,960,948	94.2%	\$ 8,448,387
	Net \$ 188,493	\$ (224,154)	\$ (174,287)	\$ (209,948)		\$ 1,310,764		\$ 1,100,815		\$ 80,434	\$ 1,181,250		\$ (957,225)	\$ 224,025		\$ 3,737
2017	Revenue \$ 320,544	\$ 309,710	\$ 354,878	\$ 985,131	11.6%	\$ 3,366,856	39.5%	\$ 4,351,988	51.1%	\$ 3,063,935	\$ 7,415,922	87.0%	\$ 1,096,203	\$ 8,512,125	99.9%	\$ 8,524,852
	Expense \$ 498,346	\$ 571,503	\$ 638,604	\$ 1,708,453	19.8%	\$ 2,096,096	24.3%	\$ 3,804,549	44.2%	\$ 2,345,189	\$ 6,149,738	71.4%	\$ 2,042,134	\$ 8,191,871	95.1%	\$ 8,614,925
	Net \$ (177,802)	\$ (261,793)	\$ (283,726)	\$ (723,322)		\$ 1,270,761		\$ 547,439		\$ 718,746	\$ 1,266,184		\$ (945,931)	\$ 320,254		\$ (90,073)
2018	Revenue \$ 344,525	\$ 335,699	\$ 343,621	\$ 1,023,845	12.0%	\$ 3,407,818	39.9%	\$ 4,431,663	52.0%	\$ 3,115,869	\$ 7,547,533	88.5%	\$ 1,094,630	\$ 8,642,163	101.3%	\$ 8,530,595
	Expense \$ 486,190	\$ 550,833	\$ 628,240	\$ 1,665,262	19.0%	\$ 2,165,679	24.8%	\$ 3,830,941	43.8%	\$ 2,205,213	\$ 6,036,154	69.0%	\$ 2,123,397	\$ 8,159,551	93.3%	\$ 8,746,759
	Net \$ (141,665)	\$ (215,133)	\$ (284,619)	\$ (641,417)		\$ 1,242,139		\$ 600,722		\$ 910,657	\$ 1,511,379		\$ (1,028,766)	\$ 482,612		\$ (216,164)
2019	Revenue \$ 338,554	\$ 340,259	\$ 352,517	\$ 1,031,330	11.8%	\$ 3,438,917	39.2%	\$ 4,470,248	51.0%	\$ 3,154,418	\$ 7,624,666	86.9%	\$ 1,130,129	\$ 8,754,795	99.8%	\$ 8,770,170
	Expense \$ 390,003	\$ 534,961	\$ 635,293	\$ 1,560,257	18.4%	\$ 2,291,653	27.0%	\$ 3,851,911	45.3%	\$ 2,289,592	\$ 6,141,503	72.3%	\$ 2,219,138	\$ 8,360,641	98.4%	\$ 8,494,828
	Net \$ (51,449)	\$ (194,702)	\$ (282,777)	\$ (528,927)		\$ 1,147,264		\$ 618,337		\$ 864,826	\$ 1,483,163		\$ (1,089,009)	\$ 394,154		\$ 275,342
2020	Revenue \$ 350,535	\$ 407,495	\$ 247,877	\$ 1,005,907	11.0%	\$ 2,114,520	23.2%	\$ 3,120,427	34.2%	\$ 2,379,617	\$ 5,500,044	60.3%	\$ 549,709	\$ 6,049,752	66.4%	\$ 9,114,321
	Expense \$ 404,160	\$ 624,953	\$ 560,783	\$ 1,589,896	17.8%	\$ 1,115,594	12.5%	\$ 2,705,490	30.4%	\$ 1,457,462	\$ 4,162,953	46.7%	\$ 1,723,063	\$ 5,886,016	66.0%	\$ 8,911,720
	Net \$ (53,625)	\$ (217,458)	\$ (312,906)	\$ (583,989)		\$ 998,925		\$ 414,936		\$ 922,155	\$ 1,337,091		\$ (1,173,355)	\$ 163,736		\$ 202,601
2021	Revenue \$ 129,714	\$ 160,521	\$ 193,582	\$ 483,818	7.1%	\$ 3,096,471	45.3%	\$ 3,580,288	52.4%	\$ 3,134,603	\$ 6,714,892	98.3%	\$ 864,629	\$ 7,579,520	110.9%	\$ 6,832,856
	Expense \$ 267,883	\$ 391,555	\$ 411,960	\$ 1,071,398	15.8%	\$ 1,776,161	26.2%	\$ 2,847,559	42.1%	\$ 1,881,839	\$ 4,729,397	69.9%	\$ 1,906,484	\$ 6,635,882	98.1%	\$ 6,766,380
	Net \$ (138,169)	\$ (231,034)	\$ (218,377)	\$ (587,580)		\$ 1,320,310		\$ 732,730		\$ 1,252,765	\$ 1,985,494		\$ (1,041,856)	\$ 943,639		\$ 66,476
2022	Revenue \$ 273,343	\$ 249,727	\$ 325,484	\$ 848,554	10.4%	\$ 3,797,981	46.8%	\$ 4,646,535	57.2%	\$ 3,266,837	\$ 7,913,372	97.4%	\$ 1,175,042	\$ 9,088,414	111.9%	\$ 8,121,516
	Expense \$ 354,502	\$ 487,885	\$ 562,975	\$ 1,405,363	17.7%	\$ 2,248,082	28.3%	\$ 3,653,445	46.1%	\$ 2,481,771	\$ 6,135,217	77.4%	\$ 1,929,830	\$ 8,065,046	101.7%	\$ 7,930,019
	Net \$ (81,160)	\$ (238,158)	\$ (237,492)	\$ (556,809)		\$ 1,549,898		\$ 993,089		\$ 785,066	\$ 1,778,155		\$ (754,787)	\$ 1,023,368		\$ 191,497
2023	Revenue \$ 367,441	\$ 345,978	\$ 425,158	\$ 1,138,577	12.1%	\$ -	0.0%	\$ 1,138,577	12.1%	\$ -	\$ 1,138,577	12.1%	\$ -	\$ 1,138,577	12.1%	\$ 9,444,278
	Expense \$ 410,203	\$ 569,946	\$ 847,795	\$ 1,827,944	19.9%	\$ -	0.0%	\$ 1,827,944	19.9%	\$ -	\$ 1,827,944	19.9%	\$ -	\$ 1,827,944	19.9%	\$ 9,183,818
	Net \$ (42,762)	\$ (223,968)	\$ (422,637)	\$ (689,367)		\$ -		\$ (689,367)		\$ -	\$ (689,367)		\$ -	\$ (689,367)		\$ 260,460



Year-to-Date (YTD) Revenue and Expenses Compared to Budget – OPERATING FUNDS

Refer to Chart C-1

- This chart compliments the preceding spreadsheet, and reflects revenue and expenses for Operating Funds.
 - YTD revenues are \$1,138,577 and represent 12.1% of the annual budget.
 - YTD expenses are \$1,827,944 and represent 19.9% of the annual budget.

Year-to-Date (YTD) Revenue and Expenses as a % of Budget – OPERATING FUNDS - 5 Year History

Refer to Chart C-2

This chart reflects revenue and expenses for Operating Funds through the first quarter.

- The chart is strictly % based. As the annual budget targets vary from year to year, it should not be considered the only tool for measuring performance.

Net Performance – OPERATING FUNDS - 5 Year History (1st Quarter)

Refer to Chart C-3

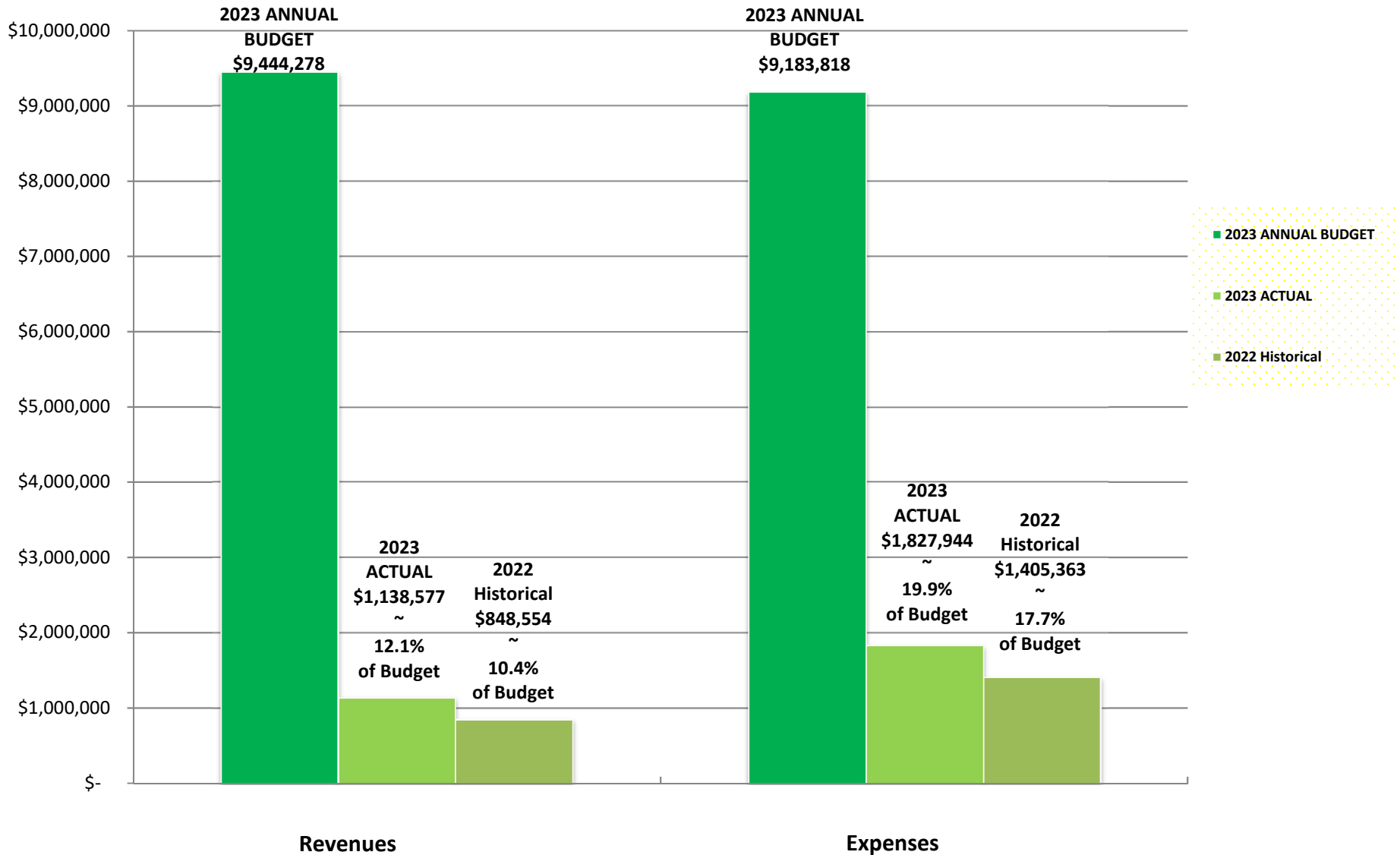
This chart reflects NET performance for Operating Funds for the 1st quarter, as well as the 1st through 4th quarters of the fiscal year.

- The chart on the left includes a 5 year history of net performance **for the first quarter** only (Jan-Feb-Mar).
- The chart on the right includes a 5 year history of net performance **through the fourth quarter** (January –December).



Carol Stream Park District
YTD Revenue & Expense as a % Budget
1st Quarter - Fiscal Year Ending 12/31/23
OPERATING FUNDS

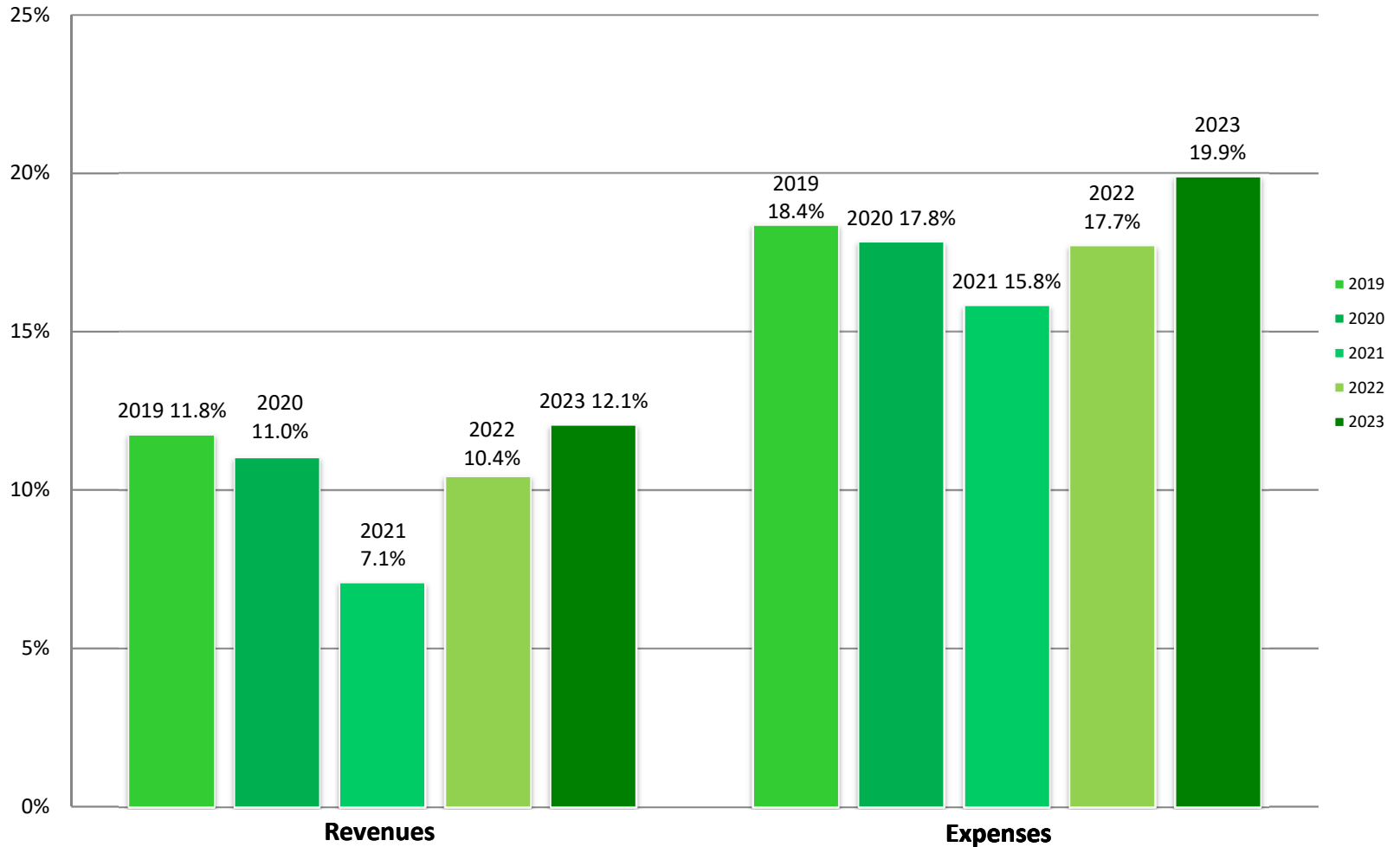
(Chart C-1)





Carol Stream Park District
YTD Revenue & Expense as a % of Budget
1st Quarter - Fiscal Year Ending 12/31/23
OPERATING FUNDS - 5-Year History

(Chart C-2)





Carol Stream Park District Net Performance

(Chart C-3)

1st Quarter vs. 1st THRU 4th YTD - Fiscal Year Ending 12/31/23

OPERATING FUNDS - 5 Year History





Year-to-Date (YTD) Revenue and Expenses – Monthly Comparison – RECREATION FUND

Refer to Chart D

This chart includes revenue, expense, and net performance of only the Recreation Fund. Ten years of data is included.

- **First Quarter** net performance of the **Recreation Fund** (January–March) is (\$114,183).
 - First quarter net performance is typically negative.
 - There are no tax receipts during the first quarter.
 - In 2017 we began utilizing a deferred revenue charting system.
 - This quarter reflects less favorable performance compared to the same quarter in 2022, but typical.

- **Early forecasts show that a number of programs are trending ‘at’ or ‘better than budgeted’ revenue levels:**
 - Youth Theater has reached 53% of budget.
 - Gym Rentals have reached 35% of budget.
 - Youth Basketball has reached 97% of budget.
 - Youth Dodgeball has reached 121% of budget.
 - Adult Sports Leagues have reached 41% of budget.
 - Sports Instructional has reached 32% of budget.
 - Preschool has reached 39% of budget.



Carol Stream Park District
YTD Revenues & Expenses - Monthly Comparisons
1st Quarter - Fiscal Year Ending 12/31/23

(Chart D)

RECREATION FUND - Corresponds to Charts D-1, D-2, and D-3

Fiscal Year	January	February	March	1st Quarter Totals	1st Qtr % of Annl Budget	2nd Quarter Totals	2nd Qtr % of Annl Budget	First Half Totals	YTD % of Annual Budget	3rd Quarter Totals	3rd Qtr % of Annl Budget	1st-3rd Quarter YTD Totals	YTD % of Annual Budget	4th Quarter Totals	4th Qtr % of Annl Budget	1st-4th Quarter YTD Totals	YTD % of Annual Budget	Annual Recreation Budget	
2014	Revenue	\$ 617,539	\$ 287,006	\$ 406,766	\$ 1,311,311	23.3%	\$ 1,730,859	30.8%	\$ 3,042,170	54.1%	\$ 1,581,196	28.1%	\$ 4,623,366	82.2%	\$ 883,323	15.7%	\$ 5,506,689	97.9%	\$ 5,622,602
	Expense	\$ 405,575	\$ 357,161	\$ 445,344	\$ 1,208,079	21.8%	\$ 1,292,770	23.4%	\$ 2,500,849	45.2%	\$ 1,711,252	30.9%	\$ 4,212,101	76.2%	\$ 1,274,089	23.0%	\$ 5,486,190	99.2%	\$ 5,529,656
	Net	\$ 211,965	\$ (70,155)	\$ (38,578)	\$ 103,232		\$ 438,089		\$ 541,321		\$ (130,056)		\$ 411,265		\$ (390,766)		\$ 20,498		\$ 92,946
2015	Revenue	\$ 615,479	\$ 327,381	\$ 377,876	\$ 1,320,736	22.8%	\$ 1,851,249	32.0%	\$ 3,171,985	54.8%	\$ 1,681,110	29.1%	\$ 4,853,094	83.9%	\$ 593,415	10.3%	\$ 5,446,509	94.2%	\$ 5,783,771
	Expense	\$ 386,278	\$ 397,482	\$ 426,521	\$ 1,210,282	20.9%	\$ 1,333,404	23.1%	\$ 2,543,686	44.0%	\$ 1,751,828	30.3%	\$ 4,295,513	74.3%	\$ 1,298,459	22.5%	\$ 5,593,972	96.8%	\$ 5,778,387
	Net	\$ 229,201	\$ (70,101)	\$ (48,645)	\$ 110,454		\$ 517,845		\$ 628,299		\$ (70,718)		\$ 557,581		\$ (705,044)		\$ (147,463)		\$ 5,385
2016	Revenue	\$ 675,059	\$ 329,809	\$ 386,561	\$ 1,391,430	23.9%	\$ 1,829,597	31.5%	\$ 3,221,027	55.4%	\$ 1,494,005	25.7%	\$ 4,715,031	81.1%	\$ 829,269	14.3%	\$ 5,544,301	95.4%	\$ 5,813,394
	Expense	\$ 362,168	\$ 390,886	\$ 412,563	\$ 1,165,618	20.3%	\$ 1,234,977	21.5%	\$ 2,400,594	41.8%	\$ 1,797,042	31.3%	\$ 4,197,636	73.1%	\$ 1,274,763	22.2%	\$ 5,472,399	95.4%	\$ 5,738,668
	Net	\$ 312,891	\$ (61,077)	\$ (26,001)	\$ 225,812		\$ 594,620		\$ 820,432		\$ (303,037)		\$ 517,395		\$ (445,494)		\$ 71,902		\$ 74,726
2017	Revenue	\$ 297,202	\$ 290,295	\$ 330,542	\$ 918,039	15.6%	\$ 1,984,181	33.7%	\$ 2,902,220	49.3%	\$ 1,899,594	32.3%	\$ 4,801,814	81.6%	\$ 944,567	16.0%	\$ 5,746,381	97.6%	\$ 5,887,257
	Expense	\$ 343,950	\$ 387,928	\$ 460,022	\$ 1,191,900	20.6%	\$ 1,441,211	25.0%	\$ 2,633,111	45.6%	\$ 1,648,279	28.5%	\$ 4,281,391	74.1%	\$ 1,366,874	23.7%	\$ 5,648,265	97.8%	\$ 5,774,176
	Net	\$ (46,748)	\$ (97,633)	\$ (129,481)	\$ (273,861)		\$ 542,970		\$ 269,109		\$ 251,315		\$ 520,423		\$ (422,307)		\$ 98,117		\$ 113,081
2018	Revenue	\$ 324,979	\$ 312,395	\$ 308,583	\$ 945,957	16.2%	\$ 1,992,503	34.0%	\$ 2,938,460	50.2%	\$ 1,959,525	33.5%	\$ 4,897,985	83.6%	\$ 947,719	16.2%	\$ 5,845,704	99.8%	\$ 5,856,681
	Expense	\$ 320,340	\$ 360,887	\$ 406,080	\$ 1,087,307	18.9%	\$ 1,494,465	26.0%	\$ 2,581,772	44.9%	\$ 1,628,465	28.3%	\$ 4,210,237	73.2%	\$ 1,414,627	24.6%	\$ 5,624,865	97.8%	\$ 5,751,202
	Net	\$ (3,833)	\$ (17,853)	\$ (20,193)	\$ (141,350)		\$ 498,038		\$ 356,688		\$ 331,060		\$ 687,748		\$ (466,908)		\$ 220,839		\$ 105,479
2019	Revenue	\$ 314,808	\$ 316,320	\$ 333,040	\$ 964,168	16.2%	\$ 2,017,508	33.9%	\$ 2,981,676	50.1%	\$ 1,915,839	32.2%	\$ 4,897,515	82.4%	\$ 970,735	16.3%	\$ 5,868,250	98.7%	\$ 5,946,852
	Expense	\$ 253,966	\$ 342,117	\$ 445,598	\$ 1,041,681	17.9%	\$ 1,563,435	26.8%	\$ 2,605,116	44.7%	\$ 1,675,741	28.8%	\$ 4,280,857	73.5%	\$ 1,470,119	25.2%	\$ 5,750,976	98.7%	\$ 5,825,193
	Net	\$ 60,842	\$ (25,797)	\$ (112,559)	\$ (77,513)		\$ 454,074		\$ 376,560		\$ 240,098		\$ 616,658		\$ (499,384)		\$ 117,274		\$ 121,659
2020	Revenue	\$ 329,155	\$ 368,468	\$ 252,280	\$ 949,904	15.9%	\$ 580,324	9.7%	\$ 1,530,228	25.6%	\$ 1,028,889	17.2%	\$ 2,559,117	42.8%	\$ 395,788	6.6%	\$ 2,954,905	49.5%	\$ 5,974,574
	Expense	\$ 263,409	\$ 428,741	\$ 366,643	\$ 1,058,794	17.9%	\$ 560,300	9.5%	\$ 1,619,094	27.4%	\$ 813,275	13.8%	\$ 2,432,369	41.2%	\$ 770,165	13.0%	\$ 3,202,534	54.2%	\$ 5,908,337
	Net	\$ 65,746	\$ (60,273)	\$ (114,363)	\$ (108,890)		\$ 20,024		\$ (88,866)		\$ 215,614		\$ 126,748		\$ (374,378)		\$ (247,629)		\$ 66,237
2021	Revenue	\$ 100,856	\$ 145,749	\$ 161,135	\$ 407,741	10.1%	\$ 1,711,044	42.3%	\$ 2,118,785	52.4%	\$ 1,863,931	46.1%	\$ 3,982,716	98.4%	\$ 762,831	18.8%	\$ 4,745,546	117.3%	\$ 4,047,331
	Expense	\$ 134,342	\$ 204,810	\$ 212,782	\$ 551,933	13.7%	\$ 1,102,643	27.5%	\$ 1,654,576	41.2%	\$ 1,233,146	30.7%	\$ 2,887,723	71.9%	\$ 1,172,810	29.2%	\$ 4,060,533	101.1%	\$ 4,014,876
	Net	\$ (33,486)	\$ (59,060)	\$ (51,647)	\$ (144,193)		\$ 608,401		\$ 464,208		\$ 630,785		\$ 1,094,993		\$ (409,980)		\$ 685,013		\$ 32,455
2022	Revenue	\$ 242,903	\$ 243,933	\$ 278,979	\$ 765,815	15.2%	\$ 2,136,488	42.4%	\$ 2,902,303	57.6%	\$ 1,896,144	37.6%	\$ 4,798,447	95.2%	\$ 962,662	19.1%	\$ 5,761,109	114.3%	\$ 5,040,613
	Expense	\$ 190,473	\$ 299,286	\$ 327,693	\$ 817,452	16.5%	\$ 1,460,457	29.4%	\$ 2,277,909	45.9%	\$ 1,629,588	32.8%	\$ 3,907,497	78.7%	\$ 1,172,802	23.6%	\$ 5,080,299	102.3%	\$ 4,965,582
	Net	\$ 52,430	\$ (55,352)	\$ (48,714)	\$ (51,637)		\$ 676,031		\$ 624,394		\$ 266,555		\$ 890,950		\$ (210,140)		\$ 680,810		\$ 75,032
2023	Revenue	\$ 317,834	\$ 331,562	\$ 335,679	\$ 985,075	16.8%	\$ -	0.0%	\$ 985,075	16.8%	\$ -	0.0%	\$ 985,075	16.8%	\$ -	0.0%	\$ 985,075	16.8%	\$ 5,880,335
	Expense	\$ 220,861	\$ 355,104	\$ 523,293	\$ 1,099,258	18.9%	\$ -	0.0%	\$ 1,099,258	18.9%	\$ -	0.0%	\$ 1,099,258	18.9%	\$ -	0.0%	\$ 1,099,258	18.9%	\$ 5,808,083
	Net	\$ 96,973	\$ (23,542)	\$ (187,614)	\$ (114,183)		\$ -		\$ (114,183)		\$ -		\$ (114,183)		\$ -		\$ (114,183)		\$ 72,252



Year-to-Date Revenue and Expenses as a % of Budget – RECREATION FUND

Refer to Chart D-1

This chart compliments the preceding spreadsheet, and reflects the year-to-date revenue and expenses for the Recreation Fund.

- YTD revenue is \$985,075 and represents 16.8% of the annual budget.
- YTD expenses are \$1,099,258 represents 18.9% of the annual budget.

Year-to-Date Revenue and Expenses as a % of Budget – 5 Year History

Refer to Chart D-2

This chart reflects revenue and expenses for the Recreation Fund as a percentage of the budget.

- As the annual budget targets vary from year to year, so does percentage of performance.

Net Performance – 5 Year History (1st Quarter vs. 1st- 4th Quarter)

Refer to Chart D-3

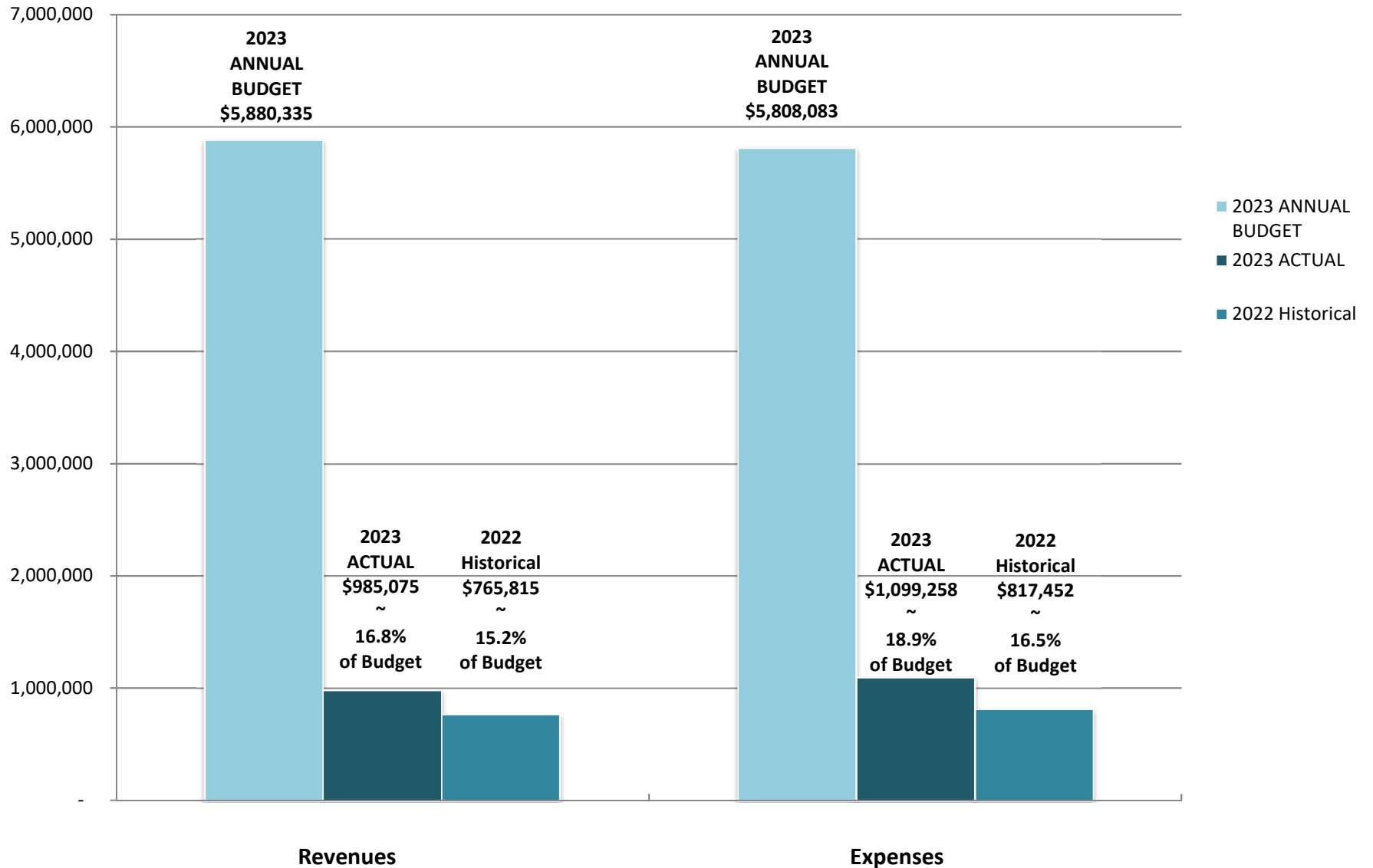
This chart reflects NET performance for the Recreation Fund.

- The chart on the left includes net performance for the first quarter only (January - March).
- The chart on the right includes NET performance through the fourth quarter (January –December).



Carol Stream Park District
YTD Revenue & Expenses as a % of Budget
1st Quarter - Fiscal Year Ending 12/31/23
RECREATION FUND

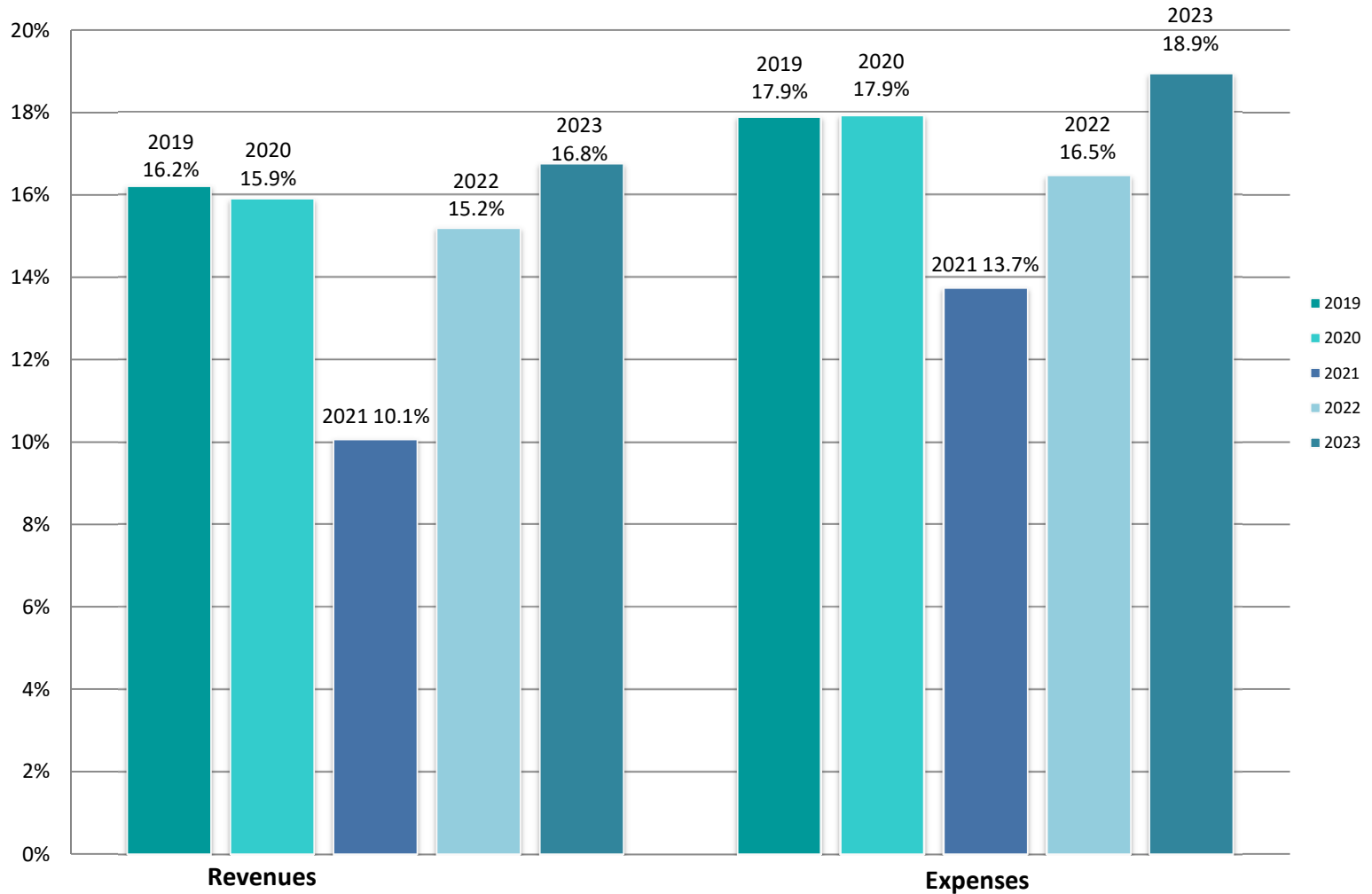
(Chart D-1)





Carol Stream Park District
YTD Revenue & Expense as a % of Budget
1st Quarter - Fiscal Year Ending 12/31/23
RECREATION FUND - 5-Year History

(Chart D-2)



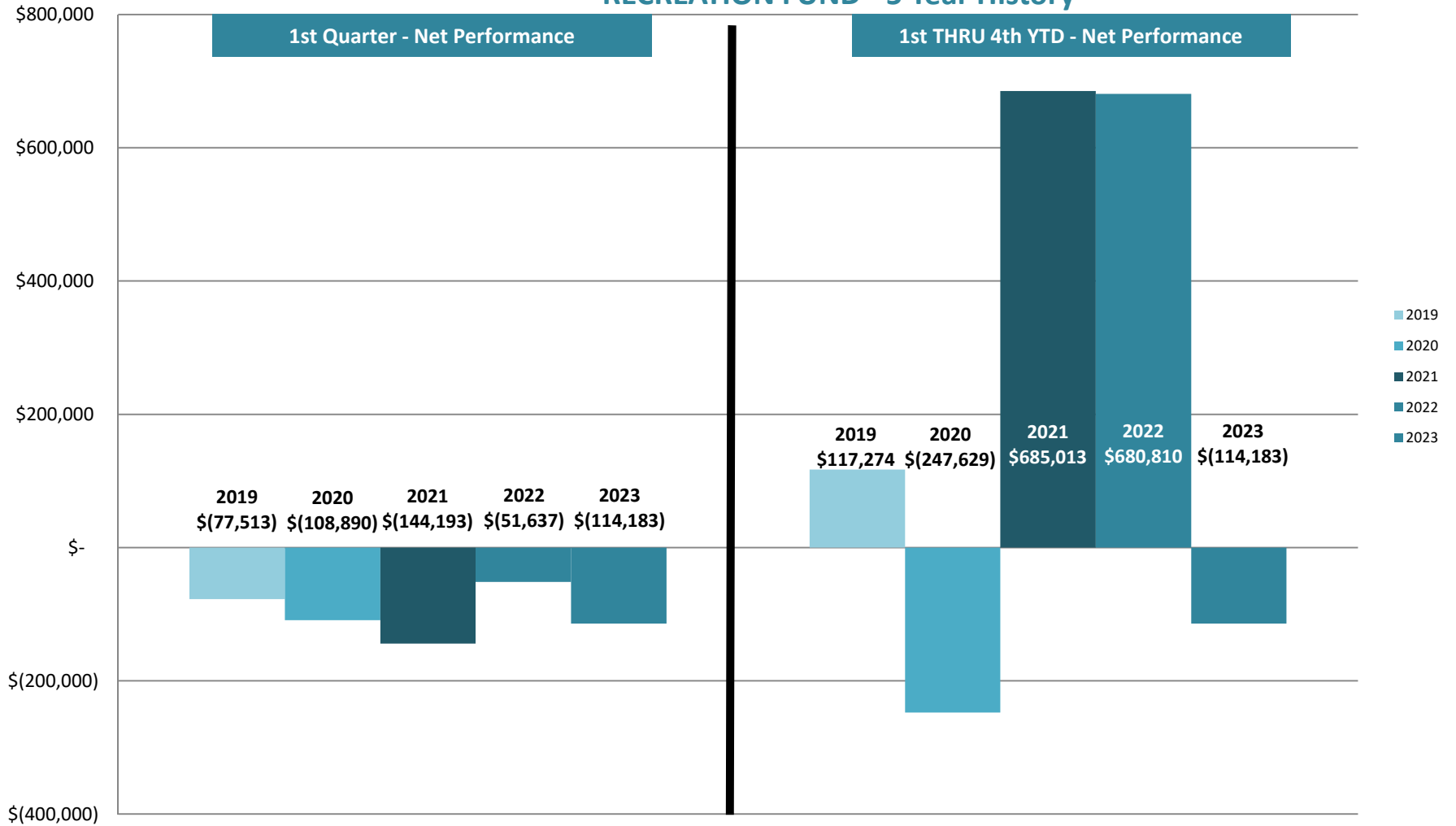


Carol Stream Park District Net Performance

(Chart D-3)

1st Quarter vs 1st thru 4th Quarter - Fiscal Year Ending 12/31/23

RECREATION FUND - 5 Year History





Capital / Cap-Exempt / Special Recreation Revenues and Expenses – Monthly Comparison

Refer to Chart E

This chart includes performance for the following funds:

- Special Recreation
 - Working Cash
 - Bond & Interest
 - Capital (and Capital Repair & Replacement)
 - Cash-in-Lieu
-
- Special Recreation is a special use (restricted) fund.
 - Capital dollars are intentionally spent down.
 - Performance is also a result of timing (when taxes are received for bond payments).

Bonds:

- No bond or interest payments were made in the first quarter of 2023.



Carol Stream Park District

(Chart E)

Comparison of Monthly Capital, Cap-Exempt, & Special Recreation Funds

1st Quarter - Fiscal Year Ending 12/31/2023

Fiscal Year	January	February	March	1st Quarter Totals	2nd Quarter Totals	First Half Totals	3rd Quarter Totals	4th Quarter Totals	YTD TOTAL	
2014	Revenue	\$ 1,000,449	\$ 397	\$ 75,452	\$ 1,076,298	\$ 2,071,365	\$ 3,147,663	\$ 1,858,541	\$ 1,306,951	\$ 6,313,155
	Expense	\$ 132,063	\$ 418,365	\$ 355,421	\$ 905,849	\$ 1,232,402	\$ 2,138,251	\$ 1,946,807	\$ 3,598,705	\$ 7,683,762
	Net	\$ 868,386	\$ (417,968)	\$ (279,969)	\$ 170,449	\$ 838,963	\$ 1,009,413	\$ (88,266)	\$ (2,291,754)	\$ (1,370,608)
2015	Revenue	\$ 141	\$ 302	\$ 99	\$ 541	\$ 2,225,965	\$ 2,226,506	\$ 1,997,931	\$ 658,252	\$ 4,882,688
	Expense	\$ 130,116	\$ 97,776	\$ 101,201	\$ 329,094	\$ 1,074,003	\$ 1,403,096	\$ 824,760	\$ 3,272,047	\$ 5,499,903
	Net	\$ (129,976)	\$ (97,475)	\$ (101,102)	\$ (328,552)	\$ 1,151,962	\$ 823,410	\$ 1,173,170	\$ (2,613,795)	\$ (617,215)
2016	Revenue	\$ 115	\$ 5,251	\$ 96	\$ 5,462	\$ 2,417,244	\$ 2,422,706	\$ 2,087,583	\$ 331,267	\$ 4,841,556
	Expense	\$ 65,300	\$ 110,934	\$ 137,668	\$ 313,902	\$ 1,493,934	\$ 1,807,836	\$ 1,020,624	\$ 3,634,390	\$ 6,462,850
	Net	\$ (65,185)	\$ (105,683)	\$ (137,572)	\$ (308,440)	\$ 923,310	\$ 614,870	\$ 1,066,959	\$ (3,303,123)	\$ (1,621,294)
2017	Revenue	\$ 5,295	\$ 2,086	\$ 424	\$ 7,805	\$ 2,581,166	\$ 2,588,971	\$ 2,332,412	\$ 147,052	\$ 5,068,435
	Expense	\$ 8,172	\$ 112,914	\$ 120,432	\$ 241,518	\$ 1,577,168	\$ 1,818,686	\$ 592,324	\$ 3,560,179	\$ 5,971,189
	Net	\$ (2,876)	\$ (110,828)	\$ (120,009)	\$ (233,713)	\$ 1,003,998	\$ 770,286	\$ 1,740,088	\$ (3,413,127)	\$ (902,754)
2018	Revenue	\$ 3,566	\$ 3,826	\$ 488	\$ 7,880	\$ 2,799,217	\$ 2,807,097	\$ 2,272,188	\$ 254,507	\$ 5,333,792
	Expense	\$ 14,519	\$ 19,826	\$ 97,903	\$ 132,247	\$ 1,182,023	\$ 1,314,271	\$ 393,179	\$ 3,893,564	\$ 5,601,013
	Net	\$ (10,954)	\$ (15,999)	\$ (97,415)	\$ (124,367)	\$ 1,617,194	\$ 1,492,826	\$ 1,879,009	\$ (3,639,057)	\$ (267,221)
2019	Revenue	\$ 2,721	\$ 5,636	\$ 8,615	\$ 16,972	\$ 2,760,968	\$ 2,777,940	\$ 2,641,252	\$ 311,884	\$ 5,731,076
	Expense	\$ 22,102	\$ 53,799	\$ 43,839	\$ 119,739	\$ 1,540,303	\$ 1,660,043	\$ 562,703	\$ 4,135,842	\$ 6,358,587
	Net	\$ (19,381)	\$ (48,163)	\$ (35,223)	\$ (102,767)	\$ 1,220,665	\$ 1,117,898	\$ 2,078,549	\$ (3,823,958)	\$ (627,511)
2020	Revenue	\$ 2,496	\$ 182,890	\$ (172,296)	\$ 13,090	\$ 2,875,751	\$ 2,888,841	\$ 2,560,187	\$ 276,610	\$ 5,725,638
	Expense	\$ 27,096	\$ 26,766	\$ 5,135	\$ 58,997	\$ 1,217,129	\$ 1,276,126	\$ 291,263	\$ 4,417,503	\$ 5,984,892
	Net	\$ (24,601)	\$ 156,125	\$ (177,431)	\$ (45,907)	\$ 1,658,622	\$ 1,612,715	\$ 2,268,924	\$ (4,140,893)	\$ (259,254)
2021	Revenue	\$ 20,102	\$ 6,865	\$ 8	\$ 26,976	\$ 6,404,478	\$ 6,431,454	\$ 2,541,216	\$ 88,183	\$ 9,060,852
	Expense	\$ 37,904	\$ 43,051	\$ 45,848	\$ 126,802	\$ 929,694	\$ 1,056,496	\$ 568,890	\$ 4,503,782	\$ 6,129,169
	Net	\$ (17,802)	\$ (36,185)	\$ (45,840)	\$ (99,826)	\$ 5,474,784	\$ 5,374,957	\$ 1,972,325	\$ (4,415,599)	\$ 2,931,684
2022	Revenue	\$ 83	\$ 75	\$ (106,971)	\$ (106,814)	\$ 3,961,646	\$ 3,854,832	\$ 2,764,534	\$ 154,825	\$ 6,774,191
	Expense	\$ 37,769	\$ 60,386	\$ 20,636	\$ 118,791	\$ 1,241,329	\$ 1,360,121	\$ 426,679	\$ 6,295,701	\$ 8,082,500
	Net	\$ (37,686)	\$ (60,312)	\$ (127,607)	\$ (225,605)	\$ 2,720,317	\$ 2,494,712	\$ 2,337,855	\$ (6,140,876)	\$ (1,308,309)
2023	Revenue	\$ 6,802	\$ 18,384	\$ 11,181	\$ 36,367	\$ -	\$ 36,367	\$ -	\$ -	\$ 36,367
	Expense	\$ 30,507	\$ 55,920	\$ 47,904	\$ 134,332	\$ -	\$ 134,332	\$ -	\$ -	\$ 134,332
	Net	\$ (23,705)	\$ (37,537)	\$ (36,723)	\$ (97,965)	\$ -	\$ (97,965)	\$ -	\$ -	\$ (97,965)

Capital & Cap-Exempt Funds Include: Special Recreation, Working Cash, Bond & Interest, Cash in Lieu & Capital

Investments for Fiscal 2023

Refer to Chart F

The chart is a summary of the District's investments for the current fiscal year.

- There are no capital investment earnings in the first quarter. All funds have been transferred to the IPRIME Investment Shares Class Funds, which are considered Liquid Funds as required by spend-down requirements.
- Average interest earned during the first quarter is **3.381%**.
 - The cumulative average for interest earned in 2022 was 0.252%
 - The cumulative average for interest earned in 2021 was 0.500%
 - The cumulative average for interest earned in 2020 was 1.670%
 - The cumulative average for interest earned in 2019 was 2.342%
 - The cumulative average for interest earned in 2018 was 1.999%
 - The cumulative average for interest earned in 2017 was 1.083%
 - The cumulative average for interest earned in 2016 was 0.504%
 - The cumulative average for interest earned in 2015 was 0.403%
 - The cumulative average for interest earned in 2014 was 0.320%
 - The cumulative average for interest earned in 2013 was 0.211%
- Investments are scheduled in line with statutory limitations, the District's investment policy, spending needs and project schedules.



(Chart F)

**Carol Stream Park District
Investments
1st Quarter - Fiscal Year Ending 12/31/23**

Illinois Trust	Fund Balance Investments	TERM	RATE	2023 YTD BALANCE INVESTED	2023 Actual Interest RECEIVED
Operating \$		Q1/23	1.270%	\$ 973,000.00	\$ 1,005.78
5/3 Securities	Fund Balance Investments	TERM	RATE	2023 YTD BALANCE INVESTED	2023 Actual Interest RECEIVED
Operating \$		Q1/23	4.754%	\$ 2,697,994.44	\$ 50,122.50
PMA	2021 Capital Bond Issue Investments	TERM	RATE	2023 YTD BALANCE INVESTED	2023 Actual Interest RECEIVED
2021 Capital		Q1/23	3.023%	\$ -	\$ 11,104.34
	TOTAL INVESTMENTS			\$ 3,670,994.44	\$ 62,232.62
3/31/2023	iPRIME Funds (Liquid \$-R/R)	mthly rate	4.475%	\$ 185,158.39	\$ 2,027.91
3/31/2023	iPRIME Funds (Liquid \$-Capital)	mthly rate	4.475%	\$ 2,368,034.68	\$ 21,024.41
		Q1/23	4.475%		
	TOTAL CAPITAL + FUND BALANCE \$			\$ 6,224,187.51	\$ 85,284.94
		Q1	<u>avg %</u> 3.381%	2023 YTD BALANCE INVESTED/LIQUID	2023 Actual Interest RECEIVED

Recreation/Operational Repair & Replacement Fund

Refer to Chart G

- Reflects a running total of the earned revenue dollars being shifted to a **Recreation Operational Repair & Replacement Fund** to reduce reliance on debt issuance for improvements.
- The earnings budgeted for 2023 are those from fitness membership enrollment fees and the IGA with Glenbard District 87 for the FV Pool.
- The District has reinstated dedicated transfers this year.

General/Operational Repair & Replacement Fund

Refer to Chart H

- Reflects a running total of the earned revenue dollars being shifted to a **General Operational Repair & Replacement Fund** to reduce reliance on debt issuance for improvements.
- The only earnings budgeted for 2023 is from an IGA with Winfield Park District for usage of the Bark Park.

Combined Recreation & General Operational Repair & Replacement Fund

Refer to Chart I

- Snapshot of the audited beginning balances of both the General and Recreational Repair & Replacement Funds.
 - Balance of the General Operational R&R Fund is \$149,064.18.
 - Balance of the Recreation Operational R&R Fund is \$538,934.40.



1st Quarter - Fiscal Year Ending 12/31/23

(Chart G)

Carol Stream Park District
Recreation Operational Repair/Replacement

	Program Surcharge	CSYFA / GBN Turf	R/R - Gym Rentals	D87 IGA / FVRC Pool	R/R - FVRC Pool	R/R - Swim Lessons	R/R - Fitness	R/R - CCWP	R/R - Preschool	R/R - McCaslin	R/R - CCMG	R/R - Concessions-CCWP	R/R - Concessions-McCaslin	R/R - Concessions-FVRC	R/R - Concessions-SRC	Totals	AS OF
	12-413/700	12-702	12-745	12-748	12-748	12-750	12-749	12-753	12-746	12-760	12-761	12-790	12-791	12-792	12-793		3/31/2023
12/31/2018	20,407.50	32,000.00	-	175,000.00	-	-	87,734.87	7,527.38	1,895.00	12,358.25	7,587.83	1,355.13	3,516.98	-	-	349,382.94	EB 2018
Revenues	19,494.25	-	4,964.60	35,000.00	-	-	39,651.35	2,962.37	1,584.00	7,315.75	2,882.50	1,482.98	3,869.89	70.08	-	119,277.77	Revenues
Expenditures	(2,367.91)	-	-	(14,685.00)	-	-	(19,519.60)	(6,270.00)	-	(12,270.00)	-	-	-	-	-	(55,112.51)	Expenditures
12/31/2019	37,533.84	32,000.00	4,964.60	195,315.00	-	-	107,866.62	4,219.75	3,479.00	7,404.00	10,470.33	2,838.11	7,386.87	70.08	-	413,548.20	EB 2019
Revenues	-	-	-	35,000.00	-	-	5,205.00	-	-	-	-	-	-	-	-	40,205.00	Revenues
Expenditures	-	-	(1,065.47)	-	-	-	(4,661.30)	-	-	-	(7,648.50)	-	-	-	-	(13,375.27)	Expenditures
12/31/2020	37,533.84	32,000.00	3,899.13	230,315.00	-	-	108,410.32	4,219.75	3,479.00	7,404.00	2,821.83	2,838.11	7,386.87	70.08	-	440,377.93	EB 2020
Revenues	-	-	-	35,000.00	-	-	10,015.00	-	-	1,000.00	-	-	-	-	-	46,015.00	Revenues
Expenditures	(2,643.85)	-	-	-	-	-	-	-	-	(4,624.82)	-	-	-	-	-	(7,268.67)	Expenditures
12/31/2021	34,889.99	32,000.00	3,899.13	265,315.00	-	-	118,425.32	4,219.75	3,479.00	3,779.18	2,821.83	2,838.11	7,386.87	70.08	-	479,124.26	EB 2021
Revenues	51.00	-	14,321.18	35,000.00	221.00	464.00	24,136.31	3,366.66	1,950.00	29,187.75	2,027.12	1,570.23	5,856.45	251.30	-	118,403.00	Revenues
Expenditures	(2,348.39)	-	-	(29,376.54)	-	-	(7,188.56)	-	-	(17,937.00)	-	-	-	-	-	(56,850.49)	Expenditures
12/31/2022	32,592.60	32,000.00	18,220.31	270,938.46	221.00	464.00	135,373.07	7,586.41	5,429.00	15,029.93	4,848.95	4,408.34	13,243.32	321.38	-	540,676.77	EB 2022
Revenues	2,915.50	-	3,918.38	-	169.70	558.73	7,147.81	-	820.00	-	-	-	-	86.43	-	15,616.55	Revenues
Expenditures	-	-	(1,899.50)	-	(6,531.58)	-	(5,240.00)	-	-	(2,247.00)	-	(720.42)	(720.42)	-	-	(17,358.92)	Expenditures
12/31/2023	35,508.10	32,000.00	20,239.19	270,938.46	(6,140.88)	1,022.73	137,280.88	7,586.41	6,249.00	12,782.93	4,848.95	3,687.92	12,522.90	407.81	-	538,934.40	EB 2023



1st Quarter - Fiscal Year Ending 12/31/23

(Chart H)

Carol Stream Park District Corporate Operational Repair & Replacement					
Account Description Fund GL #	General 11-7XX	Bark Park 11-724	IT Replace / Summary 11-713	ENDING BALANCE	AS OF 3/31/2023
12/31/2018	40,922.24	4,515.00	41,800.00	87,237.24	EB 2018
Revenues	14,707.45	2,085.00	12,150.00	28,942.45	Revenues
Expenditures	-	(2,021.57)	-	(2,021.57)	Expenditures
12/31/2019	55,629.69	4,578.43	53,950.00	114,158.12	EB 2019
Revenues	2,495.71	-	-	2,495.71	Revenues
Expenditures	(2,345.21)	(373.03)	-	(2,718.24)	Expenditures
12/31/2020	55,780.19	4,205.40	53,950.00	113,935.59	EB 2020
Revenues	933.07	3,000.00	-	3,933.07	Revenues
Expenditures	-	(1,856.67)	-	(1,856.67)	Expenditures
12/31/2021	56,713.26	5,348.73	53,950.00	116,011.99	EB 2021
Revenues	3,479.91	1,400.00	17,835.14	22,715.05	Revenues
Expenditures	-	-	-	-	Expenditures
12/31/2022	60,193.17	6,748.73	71,785.14	138,727.04	EB 2022
Revenues	5,293.14	320.00	3,750.00	9,363.14	Revenues
Expenditures	-	-	(974.00)	(974.00)	Expenditures
12/31/2023	65,486.31	7,068.73	74,561.14	149,064.18	EB 2023



**ALL Operational Repair & Replacement Funds - SNAPSHOT YTD
1st Quarter - Fiscal Year Ending 12/31/23**

(Chart I)

Carol Stream Park District Corporate Operational Repair & Replacement					
Account Description Fund GL #	General 11-7XX	Bark Park 11-724	IT Replace / Summary 11-713	ENDING BALANCE	AS OF 3/31/2023
12/31/2022	60,193.17	6,748.73	71,785.14	138,727.04	EB 2022
Revenues	5,293.14	320.00	3,750.00	9,363.14	Revenues
Expenditures	-	-	(974.00)	(974.00)	Expenditures
12/31/2023	65,486.31	7,068.73	74,561.14	149,064.18	EB 2023

Carol Stream Park District Recreation Operational Repair/Replacement																	
	Program Surcharge	CSYFA / GBN Turf	R/R - Gym Rentals	D87 IGA / FVRC Pool	R/R - FVRC Pool	R/R - Swim Lessons	R/R - Fitness	R/R - CCWP	R/R - Preschool	R/R - McCaslin	R/R - CCMG	R/R - Concessions- CCWP	R/R - Concessions- McCaslin	R/R - Concessions- FVRC	R/R - Concessions- SRC	Totals	AS OF
	12-413/700	12-702	12-745	12-748	12-748	12-750	12-749	12-753	12-746	12-760	12-761	12-790	12-791	12-792	12-793		3/31/2023
12/31/2022	32,592.60	32,000.00	18,220.31	270,938.46	221.00	464.00	135,373.07	7,586.41	5,429.00	15,029.93	4,848.95	4,408.34	13,243.32	321.38	-	540,676.77	EB 2022
Revenues	2,915.50	-	3,918.38	-	169.70	558.73	7,147.81	-	820.00	-	-	-	-	86.43	-	15,616.55	Revenues
Expenditures	-	-	(1,899.50)	-	(6,531.58)	-	(5,240.00)	-	-	(2,247.00)	-	(720.42)	(720.42)	-	-	(17,358.92)	Expenditures
12/31/2023	35,508.10	32,000.00	20,239.19	270,938.46	(6,140.88)	1,022.73	137,280.88	7,586.41	6,249.00	12,782.93	4,848.95	3,687.92	12,522.90	407.81	-	538,934.40	EB 2023

To: Board of Commissioners
From: Shane Hamilton, Director of Parks & Facilities
Dates: April 24, 2023
Re: Update on Klein Creek Shoreline Restoration Project
at Armstrong Park **Agenda Item #: 6A**

Village of Carol Stream Engineer Greg Ulreich will update the Board on the Klein Creek Shoreline Restoration Project at Armstrong Park.

To: Board of Commissioners
From: Shane Hamilton, Director of Parks & Facilities
Date: April 24, 2023
Approval: Walter Park – Final Design Services **Agenda Item # 7A**

Issue

Should the Board approve a contract with Wight & Company, Darien, IL, for final design services, construction documents and construction oversight for Walter Park totaling \$55,700, with reimbursables not to exceed \$500.

Background/Reasoning

- Professional Services are exempt from the competitive bid process.
- Wight & Company has performed various projects for the District including the initial conceptual design for Walter Park.
- Their work has been satisfactory and of the highest quality and staff has a great working relationship with Wight & Company.
- The proposal includes final design, construction document preparation, bidding and construction administration.

Cost

- The proposal cost is \$56,200
- Budget source: Capital Fund Account #42-5-75-00-772.

Public/Customer Impact

The District has been awarded a \$400,000 OSLAD Grant for Walter Park and allows the District to make significant improvements to this park. The play area will include a synthetic turf to create a fully accessible area; improvements to the baseball field, soccer field, a walking path that connects the neighborhood, and the District's first outdoor pickleball court. Many of these amenities were chosen with input from the local residents.

Recommendation

That the Board approve a contract with Wight & Company, Darien, IL, for final design services, construction documents and construction oversight for Walter Park totaling \$55,700, with reimbursables not to exceed \$500.



March 25, 2023

Mr. Shane Hamilton
Director – Park & Facilities
Carol Stream Park District
849 W. Lies Road
Carol Stream, IL 60188

Final Design Services for Walter Park
Professional Services Proposal

Dear Mr. Hamilton:

Wight & Company (Wight) is pleased to submit this proposal to you and the Carol Stream Park District (CSPD) to provide final design services for the renovation of Walter Park. This proposal includes:

PROJECT UNDERSTANDING
SCOPE OF SERVICES
SCHEDULE
COMPENSATION
TERMS & CONDITIONS

PROJECT UNDERSTANDING

First, Congratulations! We understand the Carol Stream Park District was recently notified by the IDNR as a recipient of a \$400K OSLAD grant for Walter Park. Based on the grant application strategy and the CSPD matching funds, the total project budget is \$800K. CSPD would like Wight to finalize the design, develop construction documents suitable for permitting and bidding, and administer construction via general contractor. The grant program included the following amenities:

- a. Play Environment
- b. Pickleball Court
- c. Bioswale and Interpretive Sign
- d. Parking Lot Improvements
- e. Soccer Field
- f. Baseball Field, Fencing, Bleachers and Dugouts
- g. Site Furnishings
- h. Trails

SCOPE OF SERVICES

Wight & Company will provide landscape architecture, engineering and cost estimating services. We propose to provide the following services outlined in the Project Understanding through the Scope of Service below:

B. Design Development Phase

1. Conduct a project Kick-off Meeting to confirm/align the basic client expectations and reach a mutual understanding of the following:
 - a. Key participants and decision-makers
 - b. Project goals and objectives
 - c. Existing conditions
 - d. Scope of work
 - e. Deliverables
 - f. Tentative project schedule
 - g. Communication and responsibility matrix
 - h. Project budget
2. Obtain ALTA Title Commitment and provide Boundary and Topographic Survey (by owner).
3. Prepare Existing Conditions Plan using aerial photography and topographic survey.
4. Finalize the design for the following:
 - a. Site Amenities (OSLAD program):
 - i. Play Environment
 - ii. Pickleball Court
 - iii. Bioswale and Interpretive Sign
 - iv. Parking Lot Improvements
 - v. Soccer Field
 - vi. Baseball Field, Fencing, Bleachers and Dugouts
 - vii. Site Furnishings
 - viii. Trails
5. Prepare Design Development Documents:
 - a. Plans
 - b. Product options
 - c. Material samples
6. Update construction cost opinion.
7. Review Design Development Documents with you up to two (2) times. Document meeting results via written meeting summary.
8. Review Design Development with jurisdictional agencies as needed.

C. Construction Documents Phase

1. Prepare the documentation of the proposed design improvements:
 - a. Cover Sheet
 - b. Existing Conditions Plans
 - c. Demolition Plans

- d. Storm Water Pollution Prevention Plans
- e. Grading and Utilities Plans
- f. Layout and Materials Plans
- g. Landscape Plans
- h. Details
2. Prepare the project manual specifications.
 - a. Part One: Front End
 - b. Part Two: Technical
3. Update construction cost opinion.
4. Review Construction Documents with you up to two (2) times. Document meeting results via written meeting summary.

D. Permitting Phase

1. Submit permit documents for the following permit agencies:
 - a. Building or site development permit, local municipality
 - b. Storm water permit, local municipality
 - c. National Pollutant Discharge Elimination System (NPDES) permit
 - d. Soil and Water Conservation District
2. Revise permit submittals one time during the review process, as required by reviewing agencies.

E. Bidding and Negotiation Phase

1. Upload Bid set to reproduction plan room website for distribution and tracking.
2. Administer pre-bid meeting with prospective bidders to discuss scope and answer questions.
3. Respond to request for information (RFI) and issue addenda as needed to clarify bid documents.
4. Attend bid opening and summarize bid results.
5. Conduct reference checks for low bidder, as needed.
6. Prepare bid recommendation letter.

F. Construction Phase

1. Prepare the AIA-A101-2017 Standard Form of Agreement Between Owner and Contractor.
2. Attend the Pre-construction meeting with you and contractor to discuss the following:
 - a. Construction schedule
 - b. Submittals
 - c. Communications
 - d. Payment procedures
 - e. Contractor and Owner responsibilities
3. Perform site visits at intervals appropriate to the stage of the contractor's operations to review progress, approximately every two weeks (8 visits total).

4. Provide responses to Request for Information (RFI) related to interpretation of contract documents.
5. Review contractor application for payments.
6. Review contractor submittals and shop drawings for conformance with contract documents.
7. Perform Substantial Completion inspection and prepare punch list for work to be completed prior to final acceptance.
8. Review project for Final Acceptance.

G. Additional Services (Not included in this proposal)

1. Services not specified in the scope of services will be considered additional services. Prior to any additional services work, we will discuss additional services with the client for written authorization to proceed.
2. Services of sub-consultants not indicated in the scope of services.
3. Services required due to unforeseen site conditions or circumstances beyond the control of the project team.
4. Documentation of multi-phased or segregated contract bid sets.
5. Services requested after Final Acceptance of Contractor's work.

SCHEDULE

We propose to begin work on this assignment in May 2023 targeting bidding during the Fall of 2023. We will prepare a detailed project schedule for your review and input during the initial project kick-off meeting.

COMPENSATION

Wight proposes to provide the Scope of Services described in this proposal for Fixed Fee of Fifty-Five Thousand Seven Hundred Dollars (\$55,700.00).

In addition to the professional services fees, we will invoice reimbursable expenses at direct costs not to exceed \$500. The following is list of typical reimbursable expenses:

- CAD plots, printing, color reproductions and delivery costs of drawings and reports.
- Supplies, materials, and costs related to specific reports and presentations.
- Travel at current IRS established reimbursement rate.

TERMS & CONDITIONS

This proposal assumes the terms and conditions outlined in the AIA Document B101-2017, "Standard Form of Agreement between Owner and Architect." Wight will invoice monthly based on a percentage of the work completed and payment will be due in 30-days (or in accordance with the Illinois Prompt Payment Act).

We thank you for the opportunity to continue our relationship with the Carol Stream Park District and look forward to working with you on this design effort.

If this proposal meets your approval, please sign one copy and return it to us. If you have any questions regarding this proposal, please do not hesitate to contact us.

Respectfully submitted,

WIGHT & COMPANY



Robert S. Ijams, PLA
Director of Parks & Recreation



Jason Dwyer, AIA, LEED AP
President, Design & Construction

Approved by:

Signature

Date

Printed Name

Title

cc Patty King, Shawn Benson Wight & Company

To: Board of Commissioners
From: Chris Quinn, Superintendent of Human Resources &
Risk Management
Date: April 24, 2023
Approval: Personal Policy Amendment,
Policy 3-12 Family Bereavement Leave **Agenda Item # 7B**

Issue

Shall the Board approve an amendment to the Personnel Policy Manual with the adoption of Policy 3-12 Family Bereavement Leave.

Background/Reasoning

Governor Pritzker signed the Family Bereavement Act into law which expands leave time requirements to cover pregnancy loss, failed adoptions, unsuccessful reproductive procedures, and other diagnoses or events impacting pregnancy and fertility.

Supporting Documents

- Revised Personnel Policy 3-12 Family Bereavement Leave

Cost

There is no cost associated with this item.

Public/Customer Impact

Provides additional time off to qualifying staff and provides job protection during a very difficult time in their lives.

Recommendation

That the Board makes a motion approve an amendment to the Personnel Policy Manual with the adoption of Policy 3-12 Family Bereavement Leave.

Proposed Personnel Policy 3.12 Family Bereavement Leave

3-12 Family Bereavement Leave

All employees eligible for leave under the federal Family and Medical Leave Act (FMLA) are also eligible for bereavement leave in accordance with the Illinois Family Bereavement Leave Act (the Act).

Amount of Family Bereavement Leave

The Act provides up to a maximum of two weeks (10 work days) of unpaid bereavement leave. In the event of the death of more than one covered family member in a 12-month period, an employee may take up to a total of six weeks of bereavement leave during the 12-month period. The Act does not create a right for an employee to take unpaid leave that exceeds the unpaid leave time allowed under, or is in addition to, the unpaid leave time permitted by, the FMLA.

Reasons for Family Bereavement Leave

Bereavement leave is available under the Act for the following reasons: (1) attend the funeral or alternative to a funeral of a covered family member; (2) make arrangements necessitated by the death of a covered family member; (3) grieve the death of a covered family member; or (4) be absent from work due to (i) a miscarriage; (ii) an unsuccessful round of intrauterine insemination or of an assisted reproductive technology procedure; (iii) a failed adoption match or an adoption that is not finalized because another party contests it; (iv) a failed surrogacy agreement; (v) a diagnosis that negatively impacts pregnancy or fertility; or (vi) a stillbirth.

"Covered family member" means an employee's child, stepchild, spouse, domestic partner, sibling, parent, mother-in-law, father-in-law, grandchild, grandparent or stepparent.

"Domestic partner," used with respect to an unmarried employee under this policy, includes: (1) the person recognized as the domestic partner of the employee under any domestic partnership or civil union law of a state or political subdivision of a state; or (2) an unmarried adult person who is in a committed, personal relationship with the employee, who is not a domestic partner as described under subsection (1) to or in such a relationship with any other person, and who is designated to the employee's employer by such employee as that employee's domestic partner.

"Child" means an employee's son or daughter who is a biological, adopted or foster child, a stepchild, a legal ward or a child of a person standing in loco parentis.

Bereavement under the Act and this policy is unpaid. Eligible employees may elect, but will not be required, to substitute accrued and unused paid leave for unpaid bereavement leave under the Act.

Use within a Reasonable Time

Employees must take leave under this policy consecutively within a reasonable time after the death of the covered family member or other triggering event (typically 60 days) and generally cannot postpone it.

Notification

The employee must notify their immediate supervisor and the Human Resources Department of the reason and length of the employee's absence. An employee must provide notice at least 48 hours in advance, unless providing such notice is not reasonable and practicable.

Reasonable Documentation

The Agency may require reasonable documentation. Documentation may include a death certificate, a published obituary or written verification of death, burial or memorial services from a mortuary, funeral home, burial society, crematorium, religious institution or government agency. For leave resulting from an event listed under reason (4) above, reasonable documentation is a form provided by the Illinois Department of Labor, filled out by a health care practitioner who has treated the employee or the employee's spouse or domestic partner or surrogate for an event listed under reason (4) above, or documentation from the adoption or surrogacy organization the employee worked with related to an event listed under reason (4) above certifying the employee, spouse or domestic partner has experienced an event listed under reason (4) above. The Agency does not require the employee identify which subcategory of event the leave pertains under reason (4) above as a condition of exercising rights under this Act.

To: Board of Commissioners

From: Shane Hamilton, Director of Parks & Facilities

Date: April 24, 2023

Approval: Natural Gas Contract

Agenda Item # 7C

Issue

Should the Board approve a 12-month, 24-month or 36-month agreement to secure Carol Stream Park District's natural gas services throughout District facilities including Fountain View Recreation Center, Simkus Recreation Center, Parks Maintenance, Coyote Crossing Mini Golf, and McCaslin Park.

Background/Reasoning

- Our current contact with Constellation is due to expire in November 2023.
- Our current natural gas rate is \$0.5045/thm.
- Natural gas is a commodity meaning pricing can only be locked for a short period of time. In short, a lack of action when a positive rate for the District is quoted can result in a higher rate.
- The natural gas market saw significant rate hikes over the last year, and the market continues to reflect volatility.
- The District's energy consultant has been monitoring the market to capture best rates. He is recommending that we move now to capture one of the 3 options he has secured of the most up-to-date rates:
 - \$0.466544 (12-month contract/7.5% decrease from current contract),
 - \$0.485633 (24-month contract/3.7% decrease from current contract),
 - \$0.503642 (36-month contract/.17% decrease from current contract).

Cost

The Carol Stream Park District wishes to pay the lowest rate available. The rate could go up or down until our current contract expires and final rates are secured. Historically the best time to secure rates is in the transition months when demand is lower (i.e. April/May). The 12-month contract captures the lowest rate for the next 12 months. While a longer-term contract has a higher rate, but protects the District from future large rate increases, it could result in restricting us from taking advantage of a lower rate if the market drops.

Public/Customer Impact

Utilities are a commodity, meaning they are, by nature, volatile. If the rates stay true to form there will be a positive impact to the Carol Stream Park District.

Recommendation

That the Board approve a 12-month, 24-month or 36-month agreement to secure Carol Stream Park District's natural gas services throughout District facilities including Fountain View Recreation Center, Simkus Recreation Center, Parks Maintenance, Coyote Crossing Mini Golf, and McCaslin Park.



NATURAL GAS PRICING PROPOSAL

April 13, 2023

Prepared for: Carol Stream Park District

Your Energy Representative:	Scott Slobodecki
Phone:	(312) 237-5737
Email:	scotts@lowerelectric.com

Any and all information contained herein, is used for information purposes only. This quote is not a binding offer to provide electricity and/or natural gas supply.

CURRENT CONTRACT INFORMATION

Retail Provider :	Constellation
Product :	Fixed
Contract End Date:	November 2023
Natural Gas Rate:	\$0.504500
Annual Supply Cost:	\$31,157.92

SUMMARY OF QUOTE

Quote Date:	April 13, 2023
Product:	Fixed
Start Date:	December/2023 Meter Read
Quote Expiration:	Apr 13, 2023
Annual thm:	61,760 thm

SOLICITED QUOTATIONS

Terms:	12	24	36	
End Date	11/30/2024	11/30/2025	11/30/2026	
Term thm	61,760	123,520	185,280	
Supplier	\$/thm	\$/thm	\$/thm	Product
Constellation	\$0.466544	\$0.485633	\$0.503642	Fixed
Santanna Energy	\$0.485400	\$0.517500	NA	Fixed

MOST COMPETITIVE OPTIONS & BUDGET IMPACT

Term	Supplier	Rate	Ann. Supply Budget	Ann. Budget Impact	%	Total Term Impact
12	Constellation	\$0.466544	\$28,813.76	\$2,344.16	▼ 8%	▼ \$2,344.16
24	Constellation	\$0.485633	\$29,992.69	\$1,165.23	▼ 4%	▼ \$2,330.45
36	Constellation	\$0.503642	\$31,104.93	\$52.99	▼ 0.17%	▼ \$158.97

LIST OF ACCOUNTS

Account Number	Utility	Service Address, City, State, Zip	Annual Usage	% of Usage	End Date	Rate Class
9551690000	Nicor Gas	849 W Lies Road Carol Stream Illinois 60188	29,785	48%	Nov 2023	Rate 74 - General Transportation Service
9029068687	Nicor Gas	280 Kuhn Road Carol Stream Illinois 60188	4,659	8%	Nov 2023	
8110701000	Nicor Gas	849 Lies Road carol Stream Illinois 60188	4,180	7%	Nov 2023	
0157157267	Nicor Gas	27 W 650 North Avenue Carol Stream Illinois 60188	683	1%	Nov 2023	---
4582497169	Nicor Gas	910 N Gary Avenue Carol Stream Illinois 60188	22,453	36%	Nov 2023	

April 2023 Historical Index Gas Pricing

Month	Nicor	Peoples	NS Gas	Ameren
May-22	1.1100	0.9924	1.0233	0.7009
Jun-22	1.2400	1.1773	1.0998	0.7699
Jul-22	1.2400	1.2515	1.0290	0.8436
Aug-22	1.2400	1.1236	0.9531	0.8498
Sep-22	1.2400	1.0472	0.9265	0.8526
Oct-22	1.2400	1.0730	0.8618	0.8808
Nov-22	1.1400	0.7116	0.7248	0.7985
Dec-22	0.8500	0.5527	0.4580	0.7232
Jan-23	0.6900	0.5700	0.6601	0.6543
Feb-23	0.5900	0.4227	0.4501	0.6069
Mar-23	0.4500	0.2495	0.2534	0.5239
Apr-23	0.4500	0.2976	0.3250	0.4467
<i>Average price/therm over 12 months</i>	<u>\$0.9567</u>	<u>\$0.7891</u>	<u>\$0.7304</u>	<u>\$0.7209</u>

General References

Lower Electric specializes in helping business clients in deregulated states manage their energy costs. Our bidding process shops many highly rated energy providers to ensure our clients receive the best prices available at that time.

Since 2001, Lower Electric has helped thousands of clients save money on their energy and most of our clients have worked with us for many years. Our comprehensive services include extensive client service and support, benchmarking, demand response, energy reduction, budgeting and energy efficiency. Some of our many references include:



<i>Shedd Aquarium</i>	<i>Chicago, IL</i>	<i>City Winery</i>	<i>Multiple Locations</i>
<i>The Gerber Group</i>	<i>Multiple Locations</i>	<i>Scientific Games, Inc</i>	<i>Multiple Locations</i>
<i>The Anti-Cruelty Society</i>	<i>Chicago, IL</i>	<i>Maplehurst Bakeries LLC</i>	<i>Chicago, IL</i>
<i>Edward Don</i>	<i>Multiple Locations</i>	<i>Illinois Professional Drycleaners</i>	<i>Endorsed Association</i>
<i>Fields Auto Group</i>	<i>Multiple Locations</i>	<i>Great Lakes Graphics</i>	<i>Endorsed Association</i>
<i>Schiff Hardin LLP</i>	<i>Chicago, IL</i>	<i>Whirlyball</i>	<i>Multiple Locations, IL</i>
<i>Seyfarth Shaw LLP</i>	<i>Chicago, IL</i>	<i>Kass Management</i>	<i>Multiple Locations</i>
<i>RSM/McGladrey LLP</i>	<i>Chicago, IL</i>	<i>Catering by Michaels</i>	<i>Morton Grove, IL</i>
<i>Strange Engineering</i>	<i>Morton Grove, IL</i>	<i>Roti Restaurants</i>	<i>Multiple Locations, IL</i>
<i>EJ Basler Co</i>	<i>Schiller Park, IL</i>	<i>Tella Tool & Mfg Co</i>	<i>Lombard, IL</i>
<i>Imperial Realty</i>	<i>Multiple Locations</i>	<i>Premier Management Services</i>	<i>Multiple Locations</i>
<i>Groot Industries, Inc</i>	<i>Multiple Locations</i>	<i>American Hotel Register</i>	<i>Vernon Hills, IL</i>
<i>Highland Baking</i>	<i>Northbrook, IL</i>	<i>Skokie School District 68</i>	<i>Skokie, IL</i>
<i>Crossroads Limited Partnership</i>	<i>Highland Park, IL</i>	<i>Binny's/Gold Standard</i>	<i>Multiple Locations</i>

*Reference phone numbers and contact names available upon request. Please call us for this information.