



Board of Commissioners  
Regular Business Meeting  
910 N Gary Ave  
Premier Room

**April 14, 2025**  
**6:00pm**

- 1. Call To Order**
- 2. Roll Call – Pledge of Allegiance**
- 3. Listening Post**

Guidelines for Listening Post are provided in the pamphlet near the sign in sheet. Anyone wishing to address the Board should sign in. The Board President will invite you to speak; you will be asked to state your name and address for the record. The Board asks you to limit your comments to three minutes. If a question is raised, a response will be provided in 48 hours.
- 4. Changes or Additions to the Agenda**
- 5. Consent Agenda**

All items listed are included in the Consent agenda. There will be no separate discussion of these items. Members of the public may petition in writing that an item be removed from the Consent Agenda.

  - A. Approval: Special Meeting Minutes: March 7, 2025
  - B. Approval: Regular Minutes: March 10, 2025
  - C. Ratify: March 2025 Bills
  - D. Ratify: First Quarter Treasurers Report
- 6. Discussion Items**
  - A. Capital Improvement Plan Update
  - B. Weekly Happenings
- 7. Action Items**
  - A. Approval: Administrative Operations Policy Manual Updates
  - B. Approval: Ordinance No. 587 Annexing Certain Property to the Carol Stream Park District
  - C. Approval: Pleasant Hill Playground
  - D. Approval: Pleasant Hill Pickleball Court Conversion
- 8. Closed Session**
  - A. Sale or Lease of Property, Section 2(c)(6)
  - B. Litigation, Section 2(c)(11)
  - C. Litigation, Section 2(c)(11)
- 9. Action pertaining to closed session**
- 10. Adjournment**



**Board of Commissioners  
Special Meeting  
Legislative Breakfast  
March 7, 2025  
8:00 am**

<b>1. Call to Order</b>	Executive Director Rini called the meeting to order at 8:00 am.
	<p>Executive Director Rini thanked everyone for coming and introduced Board President Jacqueline Jeffery.</p> <p>President Jeffery thanked guests, and introduced the Senators and Representatives attending, including Senator Seth Lewis, Senator Suzy Glowiak Hilton, Representative Diane Blair-Sherlock, Representative Terra Costa-Howard, Representative Jennifer Sanalidro, Representative Marti Deuter, District Directors, Assistants to Legislators, and Legislative Aides.</p>
	<p>There were 23 Park Districts represented and two Special Recreation Associations represented. Two DuPage County Commissioners attended, as well as two Carol Stream Parks Foundation Board Members.</p>
	<p>Each Legislator had time to speak on topics including Open Space Lands Acquisition and Development (OSLAD) funding, and the importance of Parks and Recreation to the community.</p>
	<p>Carolyn Ubriaco, Commissioner at Elmhurst Park District and IPRA Legislative Committee Member spoke on the importance of working with local legislators.</p> <p>Peter Murphy, IAPD Director, Jason Anselment, General Counsel, and Maura Freeman, Director of Advocacy and Strategic Initiatives all spoke to review the upcoming Spring Session and the IAPD Legislative Platform.</p>
<b>4. Adjournment</b>	The meeting was adjourned at 9:00 am.

\_\_\_\_\_  
Secretary  
Sue Rini

\_\_\_\_\_  
President  
Jacqueline Jeffery

April 14, 2025  
Date



**Board of Commissioners**  
**Regular Meeting**  
**March 10, 2025**  
**6:00pm**

<b>Call to Order</b>	Commissioner Jeffery called the meeting to order at 6:00 pm.								
<b>Roll Call and Pledge of Allegiance</b>	Present: Commissioners Jeffery, Gramann, Sokolowski, Bird, Powers, Parisi, and Witteck. Staff: Executive Director Rini, Directors Bachewicz, Hamilton, and Quinn, Superintendent Adamson, Division Manager Kenny, and Executive Assistant Greninger.								
<b>Listening Post</b>	Andy Poole from Winfield addressed the Board with concerns about the layout and location of the playground renovations scheduled at Pleasant Hill Park. Mr. Poole's home backs up to the park and new playground location. He is concerned about the noise from children playing, and while he appreciated the changes Executive Director already communicated, and that the relocation was at the request of the School District to improve supervision of the students, he still requests the Board consider moving the playground further away from his home. Board President Jeffery said a written response will be provided within 48 hours.								
<b>Changes to the Agenda</b>	Commissioner Gramann requested item 7A Approval of Resolution No. 25-01 Recognizing Steve Ravanese be read after the Consent Agenda.								
<b>Consent Agenda</b>	<p>Commissioner Powers made a motion to accept the consent agenda as read. Seconded by Commissioner Bird.</p> <ul style="list-style-type: none"> <li>A. Approval: Committee of the Whole Minutes: February 19, 2025</li> <li>B. Approval: Minutes: February 24, 2025</li> <li>C. Ratify: February 2025 Bills</li> <li>D. Approval: Ordinance No. 584 District Surplus</li> </ul> <p>Voice Vote. All in favor. None Opposed. Motion Passes.</p> <p>Commissioner Witteck made a motion to approve the consent agenda as read. Seconded by Commissioner Gramann.</p> <p>Roll Call Vote:</p> <table style="width: 100%;"> <tr> <td>Commissioner Bird: Aye</td><td>Commissioner Powers: Aye</td></tr> <tr> <td>Commissioner Gramann: Aye</td><td>Commissioner Sokolowski: Aye</td></tr> <tr> <td>Commissioner Jeffery: Aye</td><td>Commissioner Witteck: Aye</td></tr> <tr> <td>Commissioner Parisi: Aye</td><td></td></tr> </table> <p>Motion Passes 7-0-0</p>	Commissioner Bird: Aye	Commissioner Powers: Aye	Commissioner Gramann: Aye	Commissioner Sokolowski: Aye	Commissioner Jeffery: Aye	Commissioner Witteck: Aye	Commissioner Parisi: Aye	
Commissioner Bird: Aye	Commissioner Powers: Aye								
Commissioner Gramann: Aye	Commissioner Sokolowski: Aye								
Commissioner Jeffery: Aye	Commissioner Witteck: Aye								
Commissioner Parisi: Aye									
<b>Action Item</b>	<ul style="list-style-type: none"> <li>A. Approval: Resolution No. 25-01 Recognizing Steve Ravanese</li> </ul> <p>Commissioner Gramann read the resolution recognizing contributions Steve Ravanese made to the Carol Stream Park District over the last 30 years.</p>								



	<p>Commissioner Sokolowski made a motion to approve Resolution 25-01, a Resolution Honoring Steve Ravanese for over 30 years of service to the Carol Stream Park District. Seconded by Commissioner Powers.</p> <p>Voice Vote. All in favor. None Opposed. Motion Passes</p> <p>Steve thanked the Board and credited his mother for allowing him to ride his bike everywhere starting when he was 11 years old; that gave him the idea to start the Bike Club. He recognized several members of the bike club that were present who were instrumental in helping it grow. He asked Larry Driscoll to take over organizing the rides when he decided to retire. Executive Director Rini reminded everyone that 100% of Bike Club memberships goes to the Carol Stream Parks Foundation.</p>
<b>Discussion Items</b>	<p>A. Batting Cages at McCaslin – Possible Future Capital Improvement Plan (CIP) item. Director Bachewicz said the Carol Stream Travel Softball Baseball Association (CSTSBA) proposed batting cages in 2022, but fundraising efforts fell short and the idea was tabled. Director Bachewicz said when Commissioner Parisi requested that this project be discussed again, she called the CSTSBA president, who said their financial situation would not make it possible for them to fund such a project, but they may be able to make small donations over time for batting cages. Commissioner Parisi thinks having batting cages at our flagship facility would allow us to increase revenue and would be a win for adult and youth players. Commissioner Gramann asked about the cost. Division Manager Kenny said a rough estimate would be \$40,000 for two cages, which does not include the cost of the base, any engineering, or installation. Netting should last 8-10 years; removing the nets off-season would extend their useful life. Commissioner Gramann said kids really need a place to warm up and adults would benefit too. She is in favor of adding this to our future CIP. Commissioner Bird asked about the base and Director Hamilton said there are some options that include either concrete or limestone under the turf. Commissioner Bird is not opposed to it, but if the CSTSBA made donations toward the batting cages, they will think they own it. Commissioner Sokolowski reminded the Board that the original plans for McCaslin included a pitching warm up area, but it was scrapped. He likes the idea but is concerned about the cost. Would we be able to recoup the costs with increased rental fees? Executive Director Rini explained that staff does not see this as a revenue generator, but rather an added amenity for a premier facility that does not have open space for warm up. Commissioner Jeffery said we should consider increasing fees for the tournaments. Commissioner Powers would consider it but prefers to charge people to use them. Commissioner Witteck added that anything we do to improve McCaslin would be beneficial. Commissioner Jeffery asked staff to get pricing and include it on our next CIP priority exercise.</p> <p>B. Weekly Happenings</p> <ul style="list-style-type: none"> <li>Commissioner Sokolowski commended custodian Frank for fixing a problem in the men's locker room so quickly this morning.</li> </ul>



	<ul style="list-style-type: none"> <li>• Commissioner Sokolowski noted that our liquor license was issued by the Village of Carol Stream. Commissioner Parisi asked what the advantages are over DuPage County. Director Bachewicz said the biggest benefit of being annexed into the Village is the police service. Director Hamilton said the permitting process is also much better under the Village. Commissioner Parisi asked if we can extend the hours liquor is sold at McCaslin. Director Bachewicz said the current rule to cut off liquor sales when the last game starts has worked for us so far, but we will review the policy.</li> <li>• Commissioner Gramann commended staff for the successful Legislative Breakfast held last Friday. Executive Director Rini shared compliments from IAPD, and that for the second year, this event drew the most Legislators. Commissioner Sokolowski was happy to hear that the Open Space Lands Acquisition and Development (OSLAD) grant program should be available next year. Executive Director Rini commented that they are keeping OSLAD, and the Land and Water Conservation Fund (LWCF) Grant in mind due to the upcoming closure of St. Luke Parish.</li> <li>• Commissioner Witteck complimented front desk staff for the Bus Campaign Fundraising competition. She likes how staff ask people if they would like to make a donation.</li> </ul>
<b>Action Items</b>	<p>B. Approval: Adopt Board Policy Manual Executive Director Rini reviewed the changes made to the Board Policy Manual based on recommendations from IAPD. Commissioner Jeffery said the policy changes encompasses all the recommendations we discussed. Commissioner Sokolowski made a motion to adopt the updated Board Policy Manual to clarify the duties of the Commissioners and create the best opportunity for Board Members to successfully represent the residents of the Carol Stream Park District. Seconded by Commissioner Gramann. Voice Vote. All in favor. None Opposed. Motion Passes</p> <p>C. Approval: Ordinance No 586 Commissioner Absences Executive Director Rini said this is a housekeeping item to repeal Ordinance No. 375 and approve Ordinance No. 586 to update the number of times a Commissioner may be absent from a Board Meeting. Commissioner Sokolowski asked about how we will handle absences if someone is sick. Executive Director Rini said the policy gives the Board flexibility by using the word “may” to use discretion before declaring a seat vacant. Commissioner Powers made a motion to repeal Ordinance No. 375 and approve Ordinance No 586 to fix the length of time a Commissioner may be absent before the Board seat is declared vacant. Seconded by Commissioner Bird.</p> <p>Roll Call Vote: Commissioner Bird: Aye Commissioner Powers: Aye</p>



	<p>Commissioner Gramann: Aye          Commissioner Jeffery: Aye          Commissioner Parisi: Aye          Motion Passes 7-0-0</p> <p>D. Approval: Annual Native Area Maintenance Program          Director Hamilton said the invoice for native areas allows us to expand the program to care for open space and natural areas. Each year, we have been committing a little more and this year, the budget reached a total of \$30,000 for the plan. In consultation with corporate counsel, these are considered specialized professional services and not subject to public bid.          Commissioner Bird made a motion to approve a contract with Bedrock Sustainable Earthscapes, LLC of Wheaton, Illinois for the Annual Natural Area Maintenance Program in the amount of \$30,000. Seconded by Commissioner Gramann.</p> <p>Roll Call Vote:</p> <p>Commissioner Bird: Aye          Commissioner Gramann: Aye          Commissioner Jeffery: Aye          Commissioner Parisi: Aye          Motion Passes 7-0-0</p> <p>Commissioner Sokolowski: Aye          Commissioner Witteck: Aye</p>
<b>Closed Session</b>	None
<b>Action Pertaining to Closed Session</b>	None
<b>Adjournment</b>	Commissioner Powers made a motion to adjourn the meeting. Seconded by Commissioner Witteck. Voice Vote taken. Motion passed 7-0-0. Meeting adjourned at 7:04pm.


\_\_\_\_\_  
 President  
 Jacqueline Jeffery


\_\_\_\_\_  
 Secretary  
 Sue Rini

April 14, 2025  
 Date

Motion:

Make a motion to ratify bills as presented in the Accounts Payable Voucher List for March 2025.

  
\_\_\_\_\_  
(Treasurer)

  
\_\_\_\_\_  
(Date)

Carol Stream Park District  
Accounts Payable Voucher List  
March 2025

Presented to the  
Board of Commissioners  
April 14, 2025

VENDOR SORT KEY	DATE	DESCRIPTION	FUND	DEPARTMENT	AMOUNT
ACCESS ONE INC.	3/28/25	DATTO 3/25	CORPORATE FUND	FINANCE/ADMINISTRATION	<u>1,250.00</u>
				TOTAL:	1,250.00
ALL STAR SPORTS	3/28/25	Basketball skills	RECREATION FUND	RECREATION	270.00
	3/28/25	Soccer Jr.	RECREATION FUND	RECREATION	378.00
	3/28/25	Soccer Skills	RECREATION FUND	RECREATION	594.00
	3/28/25	Parent Tot Jr.	RECREATION FUND	RECREATION	460.00
	3/28/25	T Ball Jr.	RECREATION FUND	RECREATION	460.00
	3/28/25	T Ball Jr.	RECREATION FUND	RECREATION	138.00
	3/28/25	Soccer Jr.	RECREATION FUND	RECREATION	230.00
	3/28/25	Basketball Jr.	RECREATION FUND	RECREATION	486.00
	3/28/25	All Star Sports	RECREATION FUND	RECREATION	<u>2,562.00</u>
				TOTAL:	5,578.00
ANCEL GLINK PC	3/28/25	LEGAL SERVICES FEB 2025	CORPORATE FUND	FINANCE/ADMINISTRATION	<u>437.50</u>
				TOTAL:	437.50
JOYCE BASEL	3/07/25	Legislative Bfast Flower	CORPORATE FUND	FINANCE/ADMINISTRATION	<u>75.00</u>
				TOTAL:	75.00
BELLAS PIZZA LLC	3/14/25	February Pizza	RECREATION FUND	RECREATION	227.00
	3/14/25	January Pizza	RECREATION FUND	RECREATION	<u>185.00</u>
				TOTAL:	412.00
BENJAMIN SCHOOL DIST. 25	3/14/25	EVERGREEN 3/25	RECREATION FUND	EVERGREEN GYM FACILITY	16.85
	3/14/25	EVERGREEN 3/25	RECREATION FUND	EVERGREEN GYM FACILITY	83.07
	3/14/25	EVERGREEN 3/25	RECREATION FUND	EVERGREEN GYM FACILITY	<u>801.05</u>
				TOTAL:	900.97
BIG DAWG ATHLETICS LLC	3/28/25	National Bids	RECREATION FUND	RECREATION	900.00
	3/28/25	State Bids	RECREATION FUND	RECREATION	1,560.00
	3/28/25	1/2 State Bid	RECREATION FUND	RECREATION	195.00
	3/28/25	Team Fee	RECREATION FUND	RECREATION	450.00
	3/28/25	Event Fee	RECREATION FUND	RECREATION	30.00
	3/28/25	UIC State Fee	RECREATION FUND	RECREATION	75.00
	3/28/25	Social Media Fee	RECREATION FUND	RECREATION	75.00
	3/28/25	Insurance	RECREATION FUND	RECREATION	<u>75.00</u>
				TOTAL:	3,360.00
JAMES JAY BITTER	3/14/25	2/24-2/28 ADULT VOLLEYBALL	RECREATION FUND	RECREATION	240.00
	3/28/25	3/10-3/14 ADULT VOLLEYBALL	RECREATION FUND	RECREATION	240.00
	3/14/25	3/3 ADULT VOLLEYBALL	RECREATION FUND	RECREATION	120.00
	3/28/25	3/17-3/21 ADULT VOLLEYBALL	RECREATION FUND	RECREATION	<u>240.00</u>
				TOTAL:	840.00
BLOOMINGDALE PARK DIST.	3/21/25	Bloomingtondale Meet	RECREATION FUND	RECREATION	<u>315.00</u>
				TOTAL:	315.00
C.S. CHAMBER OF COMMERCE	3/07/25	2025 CHAMBER MEMBERSHIP	CORPORATE FUND	FINANCE/ADMINISTRATION	<u>215.00</u>
				TOTAL:	215.00
CAROL STREAM PARK DISTRIC	3/31/25	FLEX BENEFITS-MEDICAL	CORPORATE FUND	NON-DEPARTMENTAL	405.47
	3/31/25	FLEX BENEFITS-MEDICAL	CORPORATE FUND	NON-DEPARTMENTAL	405.47
	3/31/25	FLEX BENEFITS-MEDICAL	RECREATION FUND	NON-DEPARTMENTAL	157.01
	3/31/25	FLEX BENEFITS-MEDICAL	RECREATION FUND	NON-DEPARTMENTAL	157.01
	3/31/25	FLEX BENEFITS-MEDICAL	SPECIAL RECREATION	NON-DEPARTMENTAL	6.35

VENDOR SORT KEY	DATE	DESCRIPTION	FUND	DEPARTMENT	AMOUNT
	3/31/25	FLEX BENEFITS-MEDICAL	SPECIAL RECREATION	NON-DEPARTMENTAL	<u>6.35</u>
				TOTAL:	1,137.66
CATERING ENTERPRISES LTD.	3/07/25	CATERING LGSLTV BRKFST	CORPORATE FUND	FINANCE/ADMINISTRATION	<u>2,163.75</u>
				TOTAL:	2,163.75
CENTER ICE ARENA, LLC	3/28/25	#31413 Basic 1	RECREATION FUND	RECREATION	270.40
	3/28/25	#31414 Basic 1	RECREATION FUND	RECREATION	135.20
	3/28/25	#31415 Basic 1	RECREATION FUND	RECREATION	135.20
	3/28/25	#31408 Parent/Tot	RECREATION FUND	RECREATION	135.20
	3/28/25	#31420 Little Hockey	RECREATION FUND	RECREATION	254.40
	3/28/25	#31434 Beg. Hky 1	RECREATION FUND	RECREATION	<u>270.40</u>
				TOTAL:	1,200.80
CHICO MACK SPORTS LLC	3/28/25	C Umpires	RECREATION FUND	RECREATION	920.00
	3/28/25	E/D Umpires	RECREATION FUND	RECREATION	2,450.00
	3/28/25	Director Fee	RECREATION FUND	RECREATION	600.00
	3/28/25	Assignor Fee	RECREATION FUND	RECREATION	<u>150.00</u>
				TOTAL:	4,120.00
COM ED	3/14/25	ELEC 1/21-2/19/25	RECREATION FUND	FOUNTAIN VIEW REC CENT	<u>19,579.08</u>
				TOTAL:	19,579.08
CITI CARDS	3/28/25	FLOWERS- LEGIS BREAKFAST	CORPORATE FUND	FINANCE/ADMINISTRATION	399.80-
	3/28/25	Florals for Legislative	CORPORATE FUND	FINANCE/ADMINISTRATION	399.80
	3/28/25	FLOWERS- LEGIS BREAKFAST	CORPORATE FUND	FINANCE/ADMINISTRATION	<u>399.80</u>
				TOTAL:	399.80
CROWN TROPHY #116	3/28/25	Cast Trophies	RECREATION FUND	NON-DEPARTMENTAL	<u>306.25</u>
				TOTAL:	306.25
PADDOCK PUBLICATIONS, INC	3/28/25	ANNEXATION NOTICE	CORPORATE FUND	FINANCE/ADMINISTRATION	<u>73.60</u>
				TOTAL:	73.60
DIAMOND TOURS, INC.	3/21/25	Nashville Invoice	RECREATION FUND	RECREATION	<u>1,598.00</u>
				TOTAL:	1,598.00
DOMINO'S	3/14/25	February Pizza	RECREATION FUND	CONCESSIONS	<u>317.92</u>
				TOTAL:	317.92
DUPAGE SWIM & DIVE CONFERENCE	3/28/25	DSDC Ribbons 2025	RECREATION FUND	RECREATION	646.00
	3/28/25	B conference ribbons	RECREATION FUND	RECREATION	73.60
	3/28/25	DSDC Discount	RECREATION FUND	RECREATION	292.00-
	3/07/25	Summer 2025 Dues	RECREATION FUND	RECREATION	<u>445.00</u>
				TOTAL:	872.60
ENCHANTED PRODUCTIONS LLC	3/07/25	Royal Princess Party	RECREATION FUND	RECREATION	<u>2,100.00</u>
				TOTAL:	2,100.00
EXPRESS NORTHWEST MARKETS INC	3/21/25	McCaslin Mini Melts	RECREATION FUND	CONCESSIONS	<u>719.40</u>
				TOTAL:	719.40
FLEXIBLE BENEFIT SRV CRP	3/07/25	Flex Claims Paid Feb 2025	CORPORATE FUND	NON-DEPARTMENTAL	4,325.93
	3/28/25	FLEX MAR 2025	CORPORATE FUND	FINANCE/ADMINISTRATION	50.00
	3/28/25	FLEX MAR 2025	CORPORATE FUND	FINANCE/ADMINISTRATION	<u>25.00</u>
				TOTAL:	4,400.93

VENDOR SORT KEY	DATE	DESCRIPTION	FUND	DEPARTMENT	AMOUNT
JENNIFER GARCIA	3/07/25	Pizza Reimbursment	RECREATION FUND	NON-DEPARTMENTAL	<u>42.79</u>
				TOTAL:	42.79
MARK A GASCON	3/07/25	SPORTS PHOTOGRAPHY	CORPORATE FUND	MARKETING/COMMUNICATIO	<u>105.00</u>
				TOTAL:	105.00
GATLIN PLUMBING & HEATING, INC	3/14/25	Q1/2025 Mech Maint	CORPORATE FUND	MAINTENANCE FACILITY	345.25
	3/14/25	Q1/2025 Mech Maint	RECREATION FUND	FOUNTAIN VIEW REC CENT	2,169.75
	3/14/25	Q1/2025 Mech Maint	RECREATION FUND	SIMKUS FACILITY	1,479.25
	3/14/25	Q1/2025 Mech Maint	RECREATION FUND	CORAL COVE	789.00
	3/14/25	Q1/2025 Mech Maint	RECREATION FUND	MINIATURE GOLF	<u>148.00</u>
				TOTAL:	4,931.25
VERNON J GORMAN	3/14/25	2/28 ADULT VOLLEYBALL	RECREATION FUND	RECREATION	60.00
	3/28/25	3/14 ADULT VOLLEYBALL	RECREATION FUND	RECREATION	60.00
	3/28/25	3/21 ADULT VOLLEYBALL	RECREATION FUND	RECREATION	<u>60.00</u>
				TOTAL:	180.00
GUARDIAN	3/31/25	3/25 OPT LIFE PREM-LC	CORPORATE FUND	NON-DEPARTMENTAL	10.86-
	3/31/25	3/25 OPT LIFE PREM-CM	CORPORATE FUND	NON-DEPARTMENTAL	7.06
	3/31/25	3/25 OPT LIFE PREM-SR	CORPORATE FUND	NON-DEPARTMENTAL	6.59
	3/31/25	VOLUNTARY LIFE PREMIUM	CORPORATE FUND	NON-DEPARTMENTAL	39.57
	3/31/25	VOLUNTARY LIFE PREMIUM	CORPORATE FUND	NON-DEPARTMENTAL	39.57
	3/31/25	VOLUNTARY LIFE PREMIUM	CORPORATE FUND	NON-DEPARTMENTAL	68.74
	3/31/25	VOLUNTARY LIFE PREMIUM	CORPORATE FUND	NON-DEPARTMENTAL	68.74
	3/31/25	3/25 OPT LIFE PREM-MA	RECREATION FUND	NON-DEPARTMENTAL	0.52
	3/31/25	3/25 OPT LIFE PREM-LC	RECREATION FUND	NON-DEPARTMENTAL	4.66-
	3/31/25	3/25 OPT LIFE PREM-SR	RECREATION FUND	NON-DEPARTMENTAL	2.83
	3/31/25	VOLUNTARY LIFE PREMIUM	RECREATION FUND	NON-DEPARTMENTAL	17.32
	3/31/25	VOLUNTARY LIFE PREMIUM	RECREATION FUND	NON-DEPARTMENTAL	17.32
	3/31/25	VOLUNTARY LIFE PREMIUM	RECREATION FUND	NON-DEPARTMENTAL	11.29
	3/31/25	VOLUNTARY LIFE PREMIUM	RECREATION FUND	NON-DEPARTMENTAL	11.29
	3/31/25	3/25 OPT LIFE PREM-MA	SPECIAL RECREATION	NON-DEPARTMENTAL	0.03
	3/31/25	VOLUNTARY LIFE PREMIUM	SPECIAL RECREATION	NON-DEPARTMENTAL	3.00
	3/31/25	VOLUNTARY LIFE PREMIUM	SPECIAL RECREATION	NON-DEPARTMENTAL	<u>3.00</u>
				TOTAL:	281.35
ETHAN HARVEY	3/07/25	Soccer Training	RECREATION FUND	RECREATION	<u>448.00</u>
				TOTAL:	448.00
HITCHCOCK DESIGN GROUP	3/21/25	Pleasant Hill FinalDesign	CAPITAL IMPROVEMEN	CAPITAL IMPROVEMENT FU	7,000.00
	3/21/25	PH FinalDesign-Reimb	CAPITAL IMPROVEMEN	CAPITAL IMPROVEMENT FU	<u>42.75</u>
				TOTAL:	7,042.75
IL DEPT OF REV	3/14/25	STATE WITHHOLDING	CORPORATE FUND	NON-DEPARTMENTAL	2,397.54
	3/28/25	STATE WITHHOLDING	CORPORATE FUND	NON-DEPARTMENTAL	2,458.94
	3/14/25	STATE WITHHOLDING	RECREATION FUND	NON-DEPARTMENTAL	5,506.00
	3/28/25	STATE WITHHOLDING	RECREATION FUND	NON-DEPARTMENTAL	5,663.90
	3/14/25	STATE WITHHOLDING	SPECIAL RECREATION	NON-DEPARTMENTAL	22.52
	3/28/25	STATE WITHHOLDING	SPECIAL RECREATION	NON-DEPARTMENTAL	<u>22.84</u>
				TOTAL:	16,071.74
ILL DEPT OF REVENUE	3/21/25	Springers Sales Tax	RECREATION FUND	NON-DEPARTMENTAL	15.00
	3/21/25	PGM Sales Tax	RECREATION FUND	NON-DEPARTMENTAL	86.40
	3/21/25	FV Conc Sales Tax	RECREATION FUND	NON-DEPARTMENTAL	145.83
	3/21/25	SRC Conc Sales Tax	RECREATION FUND	NON-DEPARTMENTAL	63.84

VENDOR SORT KEY	DATE	DESCRIPTION	FUND	DEPARTMENT	AMOUNT
	3/21/25	FV Conc Sales Tax Disc	RECREATION FUND	CONCESSIONS	2.83-
	3/21/25	SRC Conc Sales Tax Disc	RECREATION FUND	CONCESSIONS	0.84-
	3/21/25	PGM Sales Tax Disc	RECREATION FUND	RECREATION	1.40-
	3/21/25	Recital Sales Tax	RECREATION FUND	RECREATION	<u>3.00</u>
				TOTAL:	309.00
IL LIQUOR CONTROL COMMISSION	3/14/25	State Liq Lic 3/5-2/28/26	RECREATION FUND	CONCESSIONS	<u>750.00</u>
				TOTAL:	750.00
IL MUNICIPAL RETIREMENT	3/31/25	MONTHLY IMRF CONTRIBUTION	CORPORATE FUND	NON-DEPARTMENTAL	2,186.94
	3/31/25	MONTHLY IMRF CONTRIBUTION	CORPORATE FUND	NON-DEPARTMENTAL	2,264.35
	3/31/25	IMRF VOLUNTARY ADD'L CONT.	CORPORATE FUND	NON-DEPARTMENTAL	1,056.92
	3/31/25	IMRF VOLUNTARY ADD'L CONT.	CORPORATE FUND	NON-DEPARTMENTAL	1,088.77
	3/31/25	IMRF ROUNDING ADJ 3/25	CORPORATE FUND	ANCILLARY FUNDS	0.07-
	3/31/25	MONTHLY IMRF CONTRIBUTION	CORPORATE FUND	ANCILLARY FUNDS	12,459.10
	3/31/25	MONTHLY IMRF CONTRIBUTION	CORPORATE FUND	ANCILLARY FUNDS	13,049.74
	3/31/25	MONTHLY IMRF CONTRIBUTION	RECREATION FUND	NON-DEPARTMENTAL	3,015.38
	3/31/25	MONTHLY IMRF CONTRIBUTION	RECREATION FUND	NON-DEPARTMENTAL	3,185.35
	3/31/25	IMRF VOLUNTARY ADD'L CONT.	RECREATION FUND	NON-DEPARTMENTAL	803.76
	3/31/25	IMRF VOLUNTARY ADD'L CONT.	RECREATION FUND	NON-DEPARTMENTAL	842.54
	3/31/25	MONTHLY IMRF CONTRIBUTION	SPECIAL RECREATION	NON-DEPARTMENTAL	22.83
	3/31/25	MONTHLY IMRF CONTRIBUTION	SPECIAL RECREATION	NON-DEPARTMENTAL	23.14
	3/31/25	IMRF VOLUNTARY ADD'L CONT.	SPECIAL RECREATION	NON-DEPARTMENTAL	16.95
	3/31/25	IMRF VOLUNTARY ADD'L CONT.	SPECIAL RECREATION	NON-DEPARTMENTAL	<u>16.95</u>
				TOTAL:	40,032.65
INTERNAL REVENUE SERVICE	3/14/25	FEDERAL WITHHOLDING	CORPORATE FUND	NON-DEPARTMENTAL	4,731.29
	3/28/25	FEDERAL WITHHOLDING	CORPORATE FUND	NON-DEPARTMENTAL	4,928.21
	3/14/25	FICA WITHHOLD	CORPORATE FUND	NON-DEPARTMENTAL	3,221.45
	3/28/25	FICA WITHHOLD	CORPORATE FUND	NON-DEPARTMENTAL	3,302.57
	3/14/25	MEDICARE WITHHOLDING	CORPORATE FUND	NON-DEPARTMENTAL	753.41
	3/28/25	MEDICARE WITHHOLDING	CORPORATE FUND	NON-DEPARTMENTAL	772.35
	3/14/25	FICA WITHHOLD	CORPORATE FUND	ANCILLARY FUNDS	10,807.05
	3/28/25	FICA WITHHOLD	CORPORATE FUND	ANCILLARY FUNDS	11,167.43
	3/14/25	MEDICARE WITHHOLDING	CORPORATE FUND	ANCILLARY FUNDS	2,527.57
	3/28/25	MEDICARE WITHHOLDING	CORPORATE FUND	ANCILLARY FUNDS	2,611.78
	3/14/25	FEDERAL WITHHOLDING	RECREATION FUND	NON-DEPARTMENTAL	6,954.15
	3/28/25	FEDERAL WITHHOLDING	RECREATION FUND	NON-DEPARTMENTAL	7,636.86
	3/14/25	FICA WITHHOLD	RECREATION FUND	NON-DEPARTMENTAL	7,554.67
	3/28/25	FICA WITHHOLD	RECREATION FUND	NON-DEPARTMENTAL	7,833.51
	3/14/25	MEDICARE WITHHOLDING	RECREATION FUND	NON-DEPARTMENTAL	1,766.93
	3/28/25	MEDICARE WITHHOLDING	RECREATION FUND	NON-DEPARTMENTAL	1,832.10
	3/14/25	FEDERAL WITHHOLDING	SPECIAL RECREATION	NON-DEPARTMENTAL	76.10
	3/28/25	FEDERAL WITHHOLDING	SPECIAL RECREATION	NON-DEPARTMENTAL	77.52
	3/14/25	FICA WITHHOLD	SPECIAL RECREATION	NON-DEPARTMENTAL	30.93
	3/28/25	FICA WITHHOLD	SPECIAL RECREATION	NON-DEPARTMENTAL	31.35
	3/14/25	MEDICARE WITHHOLDING	SPECIAL RECREATION	NON-DEPARTMENTAL	7.23
	3/28/25	MEDICARE WITHHOLDING	SPECIAL RECREATION	NON-DEPARTMENTAL	<u>7.33</u>
				TOTAL:	78,631.79
JACOB & HEFNER ASSOCIATES, INC.	3/21/25	CCMG New Water Service	CAPITAL IMPROVEMEN	CAPITAL IMPROVEMENT FU	6,500.00
	3/21/25	CCMG New Water Reimb	CAPITAL IMPROVEMEN	CAPITAL IMPROVEMENT FU	<u>29.62</u>
				TOTAL:	6,529.62
JEFF ELLIS MANAGEMENT LLC	3/07/25	FVRC POOL MAINT 3/25	RECREATION FUND	FOUNTAIN VIEW REC CENT	3,994.48
	3/07/25	Aquatic Mgmt 3/25	RECREATION FUND	RECREATION	35,918.78

VENDOR SORT KEY	DATE	DESCRIPTION	FUND	DEPARTMENT	AMOUNT
				TOTAL:	39,913.26
JOLIET PARK DISTRICT	3/14/25	Meet Fees	RECREATION FUND	RECREATION	345.00
				TOTAL:	345.00
KONICA MINOLTA	3/07/25	FV Copier 2/18-3/17	CORPORATE FUND	FINANCE/ADMINISTRATION	197.00
	3/07/25	SRC COPIER 1/20-2/19	CORPORATE FUND	FINANCE/ADMINISTRATION	754.09
				TOTAL:	951.09
ARMOURGRID INC	3/28/25	SRC ACCESS CONTROL	CORPORATE FUND	ANCILLARY FUNDS	4,057.20
				TOTAL:	4,057.20
LAUTERBACH & AMEN LLP	3/14/25	2024 Auditng Services	CORPORATE FUND	ANCILLARY FUNDS	18,850.00
	3/14/25	2024 GASB 74/75 OPEB Rep	CORPORATE FUND	ANCILLARY FUNDS	4,270.00
				TOTAL:	23,120.00
GEORGIA LOCHRIDGE	3/14/25	EVENT PHOTOGRAPHY	CORPORATE FUND	MARKETING/COMMUNICATIO	85.00
				TOTAL:	85.00
MISC	3/14/25	CRAIG RODRIGUEZ: REFUND	RECREATION FUND	NON-DEPARTMENTAL	220.00
	3/07/25	JAKE BIANCHI: REFUND	RECREATION FUND	NON-DEPARTMENTAL	50.00
	3/07/25	JOHN HILLIARD: REFUND	RECREATION FUND	NON-DEPARTMENTAL	125.00
	3/21/25	EARTHA GLOVER-JOHNSON: REF	RECREATION FUND	NON-DEPARTMENTAL	200.00
	3/14/25	KAREN LINDQUIST: REFUND	RECREATION FUND	NON-DEPARTMENTAL	35.00
	3/28/25	JIM SLANKER: REFUND	RECREATION FUND	NON-DEPARTMENTAL	40.00
				TOTAL:	670.00
NATIONWIDE RETIREMENT	3/14/25	DEFERRED COMPENSATION	CORPORATE FUND	NON-DEPARTMENTAL	280.00
	3/28/25	DEFERRED COMPENSATION	CORPORATE FUND	NON-DEPARTMENTAL	280.00
	3/14/25	DEFERRED COMPENSATION	RECREATION FUND	NON-DEPARTMENTAL	75.00
	3/28/25	DEFERRED COMPENSATION	RECREATION FUND	NON-DEPARTMENTAL	75.00
	3/14/25	DEFERRED COMPENSATION	SPECIAL RECREATION	NON-DEPARTMENTAL	15.00
	3/28/25	DEFERRED COMPENSATION	SPECIAL RECREATION	NON-DEPARTMENTAL	15.00
				TOTAL:	740.00
NCSI	3/14/25	FEBRUARY BACKGROUND CHKS	CORPORATE FUND	ANCILLARY FUNDS	199.50
				TOTAL:	199.50
NEGOTIATION EXCELLENCE LLC	3/28/25	CONFLICT RESOLUTION	CORPORATE FUND	ANCILLARY FUNDS	833.25
				TOTAL:	833.25
SHEILA O CONNOR	3/21/25	Winter Irish Dance- 2025	RECREATION FUND	RECREATION	535.50
	3/21/25	Winter Irish Dance- 2025	RECREATION FUND	RECREATION	51.00
				TOTAL:	586.50
OFFICIAL FINDERS LLC	3/07/25	Dodgeball - Refs	RECREATION FUND	RECREATION	240.00
	3/07/25	Floor Hockey - Refs	RECREATION FUND	RECREATION	70.00
	3/07/25	Dodgeball - Refs	RECREATION FUND	RECREATION	320.00
	3/07/25	Travel BB - Refs	RECREATION FUND	RECREATION	1,118.00
	3/07/25	1-2 Grade BB - Ref	RECREATION FUND	RECREATION	140.00
	3/07/25	3-4 Grade BB - Ref	RECREATION FUND	RECREATION	420.00
	3/07/25	5-6 Grade BB - Refs	RECREATION FUND	RECREATION	148.00
	3/07/25	7-8 Grade BB - Refs	RECREATION FUND	RECREATION	148.00
	3/07/25	Basketball - Refs	RECREATION FUND	RECREATION	720.00
	3/07/25	Travel BB TM - Refs	RECREATION FUND	RECREATION	2,752.00
	3/07/25	Travel BB - Refs	RECREATION FUND	RECREATION	86.00



VENDOR SORT KEY	DATE	DESCRIPTION	FUND	DEPARTMENT	AMOUNT
	3/07/25	1-2 Grade BB - Refs	RECREATION FUND	RECREATION	210.00
	3/07/25	3-4 Grade BB - Refs	RECREATION FUND	RECREATION	490.00
	3/07/25	5-6 Grade BB - Refs	RECREATION FUND	RECREATION	481.00
	3/07/25	7-8 Grade BB - Refs	RECREATION FUND	RECREATION	370.00
	3/07/25	Basketball - Refs	RECREATION FUND	RECREATION	640.00
	3/28/25	DB - Refs	RECREATION FUND	RECREATION	340.00
	3/28/25	1-2 Grade BB - Refs	RECREATION FUND	RECREATION	140.00
	3/28/25	3-4 Grade BB - Refs	RECREATION FUND	RECREATION	490.00
	3/28/25	5-6 Grade BB - Refs	RECREATION FUND	RECREATION	370.00
	3/28/25	7-8 Grade BB - Refs	RECREATION FUND	RECREATION	222.00
	3/28/25	Adult BB - Refs	RECREATION FUND	RECREATION	640.00
	3/28/25	Travel BB - Refs	RECREATION FUND	RECREATION	3,956.00
	3/28/25	Adult FH - Refs	RECREATION FUND	RECREATION	70.00
	3/28/25	1-2 Grade BB - Refs	RECREATION FUND	RECREATION	140.00
	3/28/25	3-4 Grade BB - Refs	RECREATION FUND	RECREATION	420.00
	3/28/25	5-6 Grade BB - Refs	RECREATION FUND	RECREATION	370.00
	3/28/25	7-8 Grade BB - Refs	RECREATION FUND	RECREATION	148.00
	3/28/25	Adult BB - Refs	RECREATION FUND	RECREATION	640.00
	3/28/25	DB - Refs	RECREATION FUND	RECREATION	680.00
	3/28/25	Travel BB - Refs	RECREATION FUND	RECREATION	5,074.00
	3/28/25	DB - Refs	RECREATION FUND	RECREATION	500.00
	3/28/25	1-2 Grade BB - Refs	RECREATION FUND	RECREATION	140.00
	3/28/25	3-4 Grade BB- Refs	RECREATION FUND	RECREATION	210.00
	3/28/25	5-6 Grade BB - Refs	RECREATION FUND	RECREATION	296.00
	3/28/25	7-8 Grade BB - Refs	RECREATION FUND	RECREATION	74.00
	3/28/25	Adult BB - Refs	RECREATION FUND	RECREATION	720.00
	3/28/25	Adult FH - Refs	RECREATION FUND	RECREATION	<u>70.00</u>
				TOTAL:	24,063.00
OPTIMA PLUMBING SUPPLY LLC	3/21/25	DRINKING FOUNTAIN REPAIR	CORPORATE FUND	MAINTENANCE FACILITY	<u>138.90</u>
				TOTAL:	138.90
VINITA PATEL	3/07/25	Training Contribution	RECREATION FUND	RECREATION	<u>50.00</u>
				TOTAL:	50.00
PCARD - FIFTH THIRD BANK	3/31/25	FIRE ALRM 3/1-5/31 CCMG	CORPORATE FUND	ANCILLARY FUNDS	252.00
	3/31/25	TBLCLTHS - CONFLICT TRAINI	CORPORATE FUND	ANCILLARY FUNDS	39.76
	3/31/25	BUNDLE FEE	CORPORATE FUND	ANCILLARY FUNDS	64.00
	3/31/25	ANNUAL ADMINISTRATIVE FEE	CORPORATE FUND	ANCILLARY FUNDS	125.00
	3/31/25	COMMUNICATION BOARDS	CORPORATE FUND	ANCILLARY FUNDS	233.28
	3/31/25	HARDWARE-COMMUNIC BOARDS	CORPORATE FUND	ANCILLARY FUNDS	197.50
	3/31/25	16 4X4 POSTS-COMMUNIC BOAR	CORPORATE FUND	ANCILLARY FUNDS	690.88
	3/31/25	PURCHASE FOR DEBBIE	CORPORATE FUND	FINANCE/ADMINISTRATION	57.95
	3/31/25	GOOGLE STE LAPTOP 3/25	CORPORATE FUND	FINANCE/ADMINISTRATION	11.36
	3/31/25	GINAS RETIREMENT GIFT	CORPORATE FUND	FINANCE/ADMINISTRATION	19.91
	3/31/25	PHONE LOC E911 2/16-3/15	CORPORATE FUND	FINANCE/ADMINISTRATION	35.93
	3/31/25	AWS HOSTED DNS 3/25	CORPORATE FUND	FINANCE/ADMINISTRATION	1.61
	3/31/25	2/24-3/24/25	CORPORATE FUND	FINANCE/ADMINISTRATION	44.00
	3/31/25	FEE FOR COPIES OF 3 DEEDS	CORPORATE FUND	FINANCE/ADMINISTRATION	2.00
	3/31/25	SYMPATHY FLOWERS FOR LS	CORPORATE FUND	FINANCE/ADMINISTRATION	88.95
	3/31/25	2 CASES WATER FOR BOC MTGS	CORPORATE FUND	FINANCE/ADMINISTRATION	3.98
	3/31/25	POSTAGE MACHINE 12/30-3/29	CORPORATE FUND	FINANCE/ADMINISTRATION	258.39
	3/31/25	RECORD JUDITH/RIVIERA ANNE	CORPORATE FUND	FINANCE/ADMINISTRATION	2.23
	3/31/25	RE-RECORD JUDITH/RIVIERA	CORPORATE FUND	FINANCE/ADMINISTRATION	2.23
	3/31/25	ADMIN SHREDDING	CORPORATE FUND	FINANCE/ADMINISTRATION	182.00
	3/31/25	COPIES OF 3 DEEDS	CORPORATE FUND	FINANCE/ADMINISTRATION	5.50

VENDOR SORT KEY	DATE	DESCRIPTION	FUND	DEPARTMENT	AMOUNT
	3/31/25	RECORD JUDITH/RIVIERA ANNE	CORPORATE FUND	FINANCE/ADMINISTRATION	81.00
	3/31/25	FIXED ERRORS/RE-RECORD PLA	CORPORATE FUND	FINANCE/ADMINISTRATION	81.00
	3/31/25	SMART DEPLOY 2/28/25-2/28/	CORPORATE FUND	FINANCE/ADMINISTRATION	918.00
	3/31/25	50 2024 FEDERAL 1095 FORMS	CORPORATE FUND	FINANCE/ADMINISTRATION	149.00
	3/31/25	SR-LS-FH 2/8-3/7/25	CORPORATE FUND	FINANCE/ADMINISTRATION	152.59
	3/31/25	CREATIVE CLOUD LICENSE (2)	CORPORATE FUND	MARKETING/COMMUNICATIO	179.98
	3/31/25	TAX -REQUESTED REFUND	CORPORATE FUND	MARKETING/COMMUNICATIO	11.25
	3/31/25	ANNUAL SUBSCRIPTION 031625	CORPORATE FUND	MARKETING/COMMUNICATIO	2,259.00
	3/31/25	50% FOR SRC HALL WALL	CORPORATE FUND	MARKETING/COMMUNICATIO	2,190.00
	3/31/25	CM 2/8-3/7/25	CORPORATE FUND	MARKETING/COMMUNICATIO	50.86
	3/31/25	MASTER 1178 COMBO PADLOCK	CORPORATE FUND	PARKS	20.23
	3/31/25	3 HITCH COMBOS	CORPORATE FUND	PARKS	415.77
	3/31/25	TRAILER HITCH ADAPTER #131	CORPORATE FUND	PARKS	14.36
	3/31/25	UNIVERSAL ELECTRIC STRIKE	CORPORATE FUND	PARKS	252.44
	3/31/25	CORDLESS DRILL/CHARGER/TOO	CORPORATE FUND	PARKS	811.33
	3/31/25	7/8 ROUTER BIT	CORPORATE FUND	PARKS	12.95
	3/31/25	CRAFTSMAN 102 PC TOOL KIT	CORPORATE FUND	PARKS	109.00
	3/31/25	SPRAY LUBRICANT	CORPORATE FUND	PARKS	73.23
	3/31/25	SET OF 16 P-MARTIN DOORS	CORPORATE FUND	PARKS	28.63
	3/31/25	ELEC 1/21-2/19/25	CORPORATE FUND	PARKS	26.83
	3/31/25	ELEC 1/22-2/20/25	CORPORATE FUND	PARKS	40.29
	3/31/25	ELEC 1/21-2/19/25	CORPORATE FUND	PARKS	216.27
	3/31/25	ELEC 1/17-2/18/25	CORPORATE FUND	PARKS	1,003.04
	3/31/25	ELEC 1/17-2/18/25	CORPORATE FUND	PARKS	34.30
	3/31/25	ELEC 1/17-2/18/25	CORPORATE FUND	PARKS	63.87
	3/31/25	ELEC 1/22-2/20/25	CORPORATE FUND	PARKS	31.15
	3/31/25	ELEC 1/21-2/19/25	CORPORATE FUND	PARKS	49.58
	3/31/25	ELEC 1/17-2/18/25	CORPORATE FUND	PARKS	824.38
	3/31/25	ELEC 1/17-2/18/25	CORPORATE FUND	PARKS	232.45
	3/31/25	4 PARKS SHIRTS	CORPORATE FUND	PARKS	72.00
	3/31/25	GARBAGE-PKS 022625	CORPORATE FUND	PARKS	576.47
	3/31/25	COMMUNITY FUTSOL CLIPS	CORPORATE FUND	PARKS	145.00
	3/31/25	OUTDOOR PICKLEBALL NET	CORPORATE FUND	PARKS	312.24
	3/31/25	TWO 5 GAL GAS CANS	CORPORATE FUND	PARKS	90.76
	3/31/25	COMMUNITY PARK GARDEN PLOT	CORPORATE FUND	PARKS	23.76
	3/31/25	COMMUNITY GARDEN PLOTS	CORPORATE FUND	PARKS	4.74
	3/31/25	19 GARBAGE CANS	CORPORATE FUND	PARKS	664.43
	3/31/25	COMMUNITY PARK GARDEN PLOT	CORPORATE FUND	PARKS	108.34
	3/31/25	LADDER-GLOVES-TOOLS	CORPORATE FUND	PARKS	175.35
	3/31/25	COMMUNITY GARDEN PLOTS	CORPORATE FUND	PARKS	16.10
	3/31/25	VEH 112 REPAIR	CORPORATE FUND	PARKS	171.24
	3/31/25	TAX -REQUESTED REFUND	CORPORATE FUND	PARKS	2.08
	3/31/25	2 2X15 BLACK/WHITE VELCRO	CORPORATE FUND	PARKS	59.96
	3/31/25	COMMUNITY BENCHES	CORPORATE FUND	PARKS	41.00
	3/31/25	COMMUNITY FUTSOL GOALS	CORPORATE FUND	PARKS	3.28
	3/31/25	TAX REFUNDED	CORPORATE FUND	PARKS	1.47-
	3/31/25	REFUND REQUESTED	CORPORATE FUND	PARKS	1.47
	3/31/25	OUTLET TESTERS-2	CORPORATE FUND	PARKS	55.96
	3/31/25	TAX REFUNDED	CORPORATE FUND	PARKS	2.08-
	3/31/25	WATER-GOLF CART BATTERIES	CORPORATE FUND	PARKS	8.22
	3/31/25	SHOP HARDWARE	CORPORATE FUND	PARKS	18.85
	3/31/25	3 TRAILER HITCH BALLS	CORPORATE FUND	PARKS	88.77
	3/31/25	2 SETS RAINX WIPERS	CORPORATE FUND	PARKS	44.98
	3/31/25	1 RETURN-HITCH AND ADAPTER	CORPORATE FUND	PARKS	11.32
	3/31/25	RETURNED 2 TRAILER HITCH B	CORPORATE FUND	PARKS	59.18-
	3/31/25	TAX -REQUESTED REFUND	CORPORATE FUND	PARKS	19.12

VENDOR SORT KEY	DATE	DESCRIPTION	FUND	DEPARTMENT	AMOUNT
	3/31/25	SH-RA-MS-RC 2/8-3/7/25	CORPORATE FUND	PARKS	178.55
	3/31/25	MB FIBER 2/11-3/10/25	CORPORATE FUND	MAINTENANCE FACILITY	599.50
	3/31/25	ELEC 1/21-2/19/25	CORPORATE FUND	MAINTENANCE FACILITY	581.92
	3/31/25	CABLE MB 2/9-3/8	CORPORATE FUND	MAINTENANCE FACILITY	114.14
	3/31/25	CABLE MB 3/9-4/8	CORPORATE FUND	MAINTENANCE FACILITY	111.17
	3/31/25	GARBAGE-MB 022625	CORPORATE FUND	MAINTENANCE FACILITY	144.12
	3/31/25	GAS 12/17/24-1/16/25	CORPORATE FUND	MAINTENANCE FACILITY	870.99
	3/31/25	AK-BS 2/8-3/7/25	CORPORATE FUND	REGISTRATION SERVICES	101.73
	3/31/25	BB/SB CATCHER'S EQUIPMENT	REC REPAIR & REPLA	REC REPAIR & REPLACEME	6,071.95
	3/31/25	U10 SOCCER GOALS/SHIPPING	REC REPAIR & REPLA	REC REPAIR & REPLACEME	5,295.00
	3/31/25	ICE CREAM - END OF SEASON	RECREATION FUND	NON-DEPARTMENTAL	53.88
	3/31/25	4 MORE TOUCHPADS SWIM TEAM	RECREATION FUND	NON-DEPARTMENTAL	5,765.00
	3/31/25	DOLPHINS SWIM CAPS	RECREATION FUND	NON-DEPARTMENTAL	120.00
	3/31/25	BIRD FEEDER	RECREATION FUND	NON-DEPARTMENTAL	149.99
	3/31/25	DRAWSTRING BAGS FOR SWIM T	RECREATION FUND	NON-DEPARTMENTAL	119.97
	3/31/25	CARDSTOCK - AWARDS	RECREATION FUND	NON-DEPARTMENTAL	5.79
	3/31/25	FUNDRAISER MERCH	RECREATION FUND	NON-DEPARTMENTAL	103.88
	3/31/25	FUNDRAISER MERCH- DESCENDA	RECREATION FUND	NON-DEPARTMENTAL	131.14
	3/31/25	FUNDRAISER MERCH- DESCENDA	RECREATION FUND	NON-DEPARTMENTAL	6.91
	3/31/25	DECOR- APRIL 13 MEET	RECREATION FUND	NON-DEPARTMENTAL	94.53
	3/31/25	ICE & WATER	RECREATION FUND	NON-DEPARTMENTAL	25.49
	3/31/25	FUNDRAISER- ICE & SUPPLIES	RECREATION FUND	NON-DEPARTMENTAL	50.96
	3/31/25	STAFF LUNCH- DESCENDANTS	RECREATION FUND	NON-DEPARTMENTAL	161.19
	3/31/25	SNAPFRAMES FOR MCCASLIN	RECREATION FUND	MARKETING/COMMUNICATIO	248.70
	3/31/25	SMALL SNAPFRAMES FOR PARKS	RECREATION FUND	MARKETING/COMMUNICATIO	153.93
	3/31/25	COMMUNITY PARK PARKING SIG	RECREATION FUND	MARKETING/COMMUNICATIO	99.78
	3/31/25	FUTSAL BANNER YARD SIGNS	RECREATION FUND	MARKETING/COMMUNICATIO	134.20
	3/31/25	CAMP PARK PLAY YARD SIGNS	RECREATION FUND	MARKETING/COMMUNICATIO	67.38
	3/31/25	CONCESSIONS COUPONS	RECREATION FUND	MARKETING/COMMUNICATIO	35.08
	3/31/25	LAP SWIM RELACEMENT SIGN	RECREATION FUND	MARKETING/COMMUNICATIO	25.11
	3/31/25	REPLACE EXIT LIGHTS	RECREATION FUND	FOUNTAIN VIEW REC CENT	1,050.00
	3/31/25	REPLACE EXIT LIGHTS	RECREATION FUND	FOUNTAIN VIEW REC CENT	1,050.00
	3/31/25	DRANO	RECREATION FUND	FOUNTAIN VIEW REC CENT	23.88
	3/31/25	WINDOW CLEANING PADS	RECREATION FUND	FOUNTAIN VIEW REC CENT	53.97
	3/31/25	FEBREZE	RECREATION FUND	FOUNTAIN VIEW REC CENT	82.32
	3/31/25	SPLASH HOG URINAL SCREENS	RECREATION FUND	FOUNTAIN VIEW REC CENT	148.50
	3/31/25	DRANO	RECREATION FUND	FOUNTAIN VIEW REC CENT	23.88
	3/31/25	FV FIBER 2/11-3/10/25	RECREATION FUND	FOUNTAIN VIEW REC CENT	1,183.65
	3/31/25	CABLE FVRC 2/26-3/25	RECREATION FUND	FOUNTAIN VIEW REC CENT	267.43
	3/31/25	INTERNET FVRC 2/26-3/15	RECREATION FUND	FOUNTAIN VIEW REC CENT	286.54
	3/31/25	GARBAGE-FVRC 022625	RECREATION FUND	FOUNTAIN VIEW REC CENT	700.49
	3/31/25	GEOTHERMAL REPAIR	RECREATION FUND	FOUNTAIN VIEW REC CENT	1,039.78
	3/31/25	FVRC MARCH PEST CONTROL	RECREATION FUND	FOUNTAIN VIEW REC CENT	175.00
	3/31/25	RETURNED DRIVER	RECREATION FUND	FOUNTAIN VIEW REC CENT	8.98-
	3/31/25	TORQUE WRENCH-TOOLS	RECREATION FUND	FOUNTAIN VIEW REC CENT	113.94
	3/31/25	2 SHOWR HEADS/BULBS	RECREATION FUND	FOUNTAIN VIEW REC CENT	48.32
	3/31/25	12 GUAGE WIRE FOR FVRC	RECREATION FUND	FOUNTAIN VIEW REC CENT	33.00
	3/31/25	NEXTIVA VOIP 4/25	RECREATION FUND	FOUNTAIN VIEW REC CENT	38.33
	3/31/25	GAS 1/21-2/20/25	RECREATION FUND	FOUNTAIN VIEW REC CENT	1,400.00
	3/31/25	GAS 1/21-2/20/25	RECREATION FUND	FOUNTAIN VIEW REC CENT	1,171.15
	3/31/25	60 WATT INCANDESCENT	RECREATION FUND	FOUNTAIN VIEW REC CENT	19.80
	3/31/25	VACUUM REPAIR	RECREATION FUND	FOUNTAIN VIEW REC CENT	127.50
	3/31/25	JANITORIAL SUPPLIES	RECREATION FUND	FOUNTAIN VIEW REC CENT	206.01
	3/31/25	JANITORIAL SUPPLIES	RECREATION FUND	FOUNTAIN VIEW REC CENT	663.54
	3/31/25	LEMON CLEANER	RECREATION FUND	FOUNTAIN VIEW REC CENT	35.30
	3/31/25	JANITORIAL SUPPLIES	RECREATION FUND	FOUNTAIN VIEW REC CENT	565.08

VENDOR SORT KEY	DATE	DESCRIPTION	FUND	DEPARTMENT	AMOUNT
	3/31/25	SHAMPOO	RECREATION FUND	FOUNTAIN VIEW REC CENT	482.32
	3/31/25	GUM REMOVER	RECREATION FUND	FOUNTAIN VIEW REC CENT	70.93
	3/31/25	JANITORIAL SUPPLIES	RECREATION FUND	FOUNTAIN VIEW REC CENT	394.87
	3/31/25	JANITORIAL SUPPLIES	RECREATION FUND	FOUNTAIN VIEW REC CENT	167.90
	3/31/25	JANITORIAL SUPPLIES	RECREATION FUND	FOUNTAIN VIEW REC CENT	457.82
	3/31/25	2025 SAM'S MEMBERSHIP	RECREATION FUND	CONCESSIONS	155.00
	3/31/25	AMAZON ORDER JANE MAXEY	RECREATION FUND	CONCESSIONS	5.95
	3/31/25	FIRST AID KIT	RECREATION FUND	CONCESSIONS	20.58
	3/31/25	NACHO CHEESE CUPS	RECREATION FUND	CONCESSIONS	183.96
	3/31/25	MINI FOAM FINGERS	RECREATION FUND	CONCESSIONS	27.90
	3/31/25	POPCORN REFUND	RECREATION FUND	CONCESSIONS	52.99-
	3/31/25	BROOM HOLDER	RECREATION FUND	CONCESSIONS	16.27
	3/31/25	FOLDERS TAPE SCISSORS AND	RECREATION FUND	CONCESSIONS	81.50
	3/31/25	SUGAR AND PICKLE CONTAINER	RECREATION FUND	CONCESSIONS	31.68
	3/31/25	CARD STOCK	RECREATION FUND	CONCESSIONS	12.99
	3/31/25	FOOD CONTAINERS	RECREATION FUND	CONCESSIONS	36.65
	3/31/25	PEN HOLDERS	RECREATION FUND	CONCESSIONS	24.40
	3/31/25	MEAT THERMOMETER	RECREATION FUND	CONCESSIONS	11.04
	3/31/25	ALCOHOL LOCK MCCASLIN	RECREATION FUND	CONCESSIONS	18.79
	3/31/25	PICKLE BAGS	RECREATION FUND	CONCESSIONS	12.99
	3/31/25	COFFEE URN	RECREATION FUND	CONCESSIONS	57.99
	3/31/25	CONTAINER REFUND	RECREATION FUND	CONCESSIONS	31.68-
	3/31/25	ELECTRIC FOR AIR CURTAIN	RECREATION FUND	CONCESSIONS	900.00
	3/31/25	MCC FIBER 2/11-3/10/25	RECREATION FUND	CONCESSIONS	306.74
	3/31/25	MCCASLIN ICE MACHINE CLEAN	RECREATION FUND	CONCESSIONS	775.00
	3/31/25	CAR WASH	RECREATION FUND	CONCESSIONS	7.00
	3/31/25	BURGERS	RECREATION FUND	CONCESSIONS	26.97
	3/31/25	SNOWCONE MACHINE HOSE	RECREATION FUND	CONCESSIONS	25.98
	3/31/25	FOOD CONTAINERS	RECREATION FUND	CONCESSIONS	20.94
	3/31/25	JALAPENOS	RECREATION FUND	CONCESSIONS	7.98
	3/31/25	BURGERS AND HOT CHOCOLATE	RECREATION FUND	CONCESSIONS	19.45
	3/31/25	BATTERIES FOR SAFE	RECREATION FUND	CONCESSIONS	8.99
	3/31/25	BURGERS	RECREATION FUND	CONCESSIONS	43.98
	3/31/25	CANDY	RECREATION FUND	CONCESSIONS	188.52
	3/31/25	CANDY AND CHIPS	RECREATION FUND	CONCESSIONS	90.16
	3/31/25	CANDY	RECREATION FUND	CONCESSIONS	69.62
	3/31/25	PAPER TOWELS	RECREATION FUND	CONCESSIONS	32.47
	3/31/25	HONEY BUNS AND CHIPS	RECREATION FUND	CONCESSIONS	34.94
	3/31/25	CANDY AND PRETZELS	RECREATION FUND	CONCESSIONS	453.60
	3/31/25	PLATES	RECREATION FUND	CONCESSIONS	23.48
	3/31/25	CANDY	RECREATION FUND	CONCESSIONS	236.96
	3/31/25	PLATES AND STRAWS	RECREATION FUND	CONCESSIONS	35.36
	3/31/25	FOOD HANDLERS	RECREATION FUND	CONCESSIONS	36.75
	3/31/25	FOOD HANDLERS	RECREATION FUND	CONCESSIONS	12.25
	3/31/25	PRIVACY FILM	RECREATION FUND	SIMKUS FACILITY	85.48
	3/31/25	DEWALT BATTERIES	RECREATION FUND	SIMKUS FACILITY	140.99
	3/31/25	CORDLESS SHOP VAC	RECREATION FUND	SIMKUS FACILITY	109.99
	3/31/25	PRESSURE WASHER NOZZLE TIP	RECREATION FUND	SIMKUS FACILITY	7.99
	3/31/25	AAA BATTERIES	RECREATION FUND	SIMKUS FACILITY	13.85
	3/31/25	SRC REC HALLWAY LIGHTS	RECREATION FUND	SIMKUS FACILITY	1,250.00
	3/31/25	PHONES PRI 2/7-3/6/25	RECREATION FUND	SIMKUS FACILITY	702.20
	3/31/25	SRC FIBER 2/7-3/6/25	RECREATION FUND	SIMKUS FACILITY	1,318.05
	3/31/25	PHONES SIP 2/7-3/6/25	RECREATION FUND	SIMKUS FACILITY	952.99
	3/31/25	ELEC 1/21-2/19/25	RECREATION FUND	SIMKUS FACILITY	3,288.20
	3/31/25	INTERNET SRC 2/24-3/23	RECREATION FUND	SIMKUS FACILITY	265.85
	3/31/25	CABLE SRC 3/1-3/31	RECREATION FUND	SIMKUS FACILITY	11.30

VENDOR SORT KEY	DATE	DESCRIPTION	FUND	DEPARTMENT	AMOUNT
	3/31/25	GARBAGE-SRC 022625	RECREATION FUND	SIMKUS FACILITY	547.77
	3/31/25	SRC MARCH PEST CONTROL	RECREATION FUND	SIMKUS FACILITY	150.00
	3/31/25	SRC BLEACHERS	RECREATION FUND	SIMKUS FACILITY	10.54
	3/31/25	SHIMS/PATCH SRC WALL	RECREATION FUND	SIMKUS FACILITY	8.56
	3/31/25	SRC BLEACHERS	RECREATION FUND	SIMKUS FACILITY	154.96
	3/31/25	GAS 12/18/24-1/17/25	RECREATION FUND	SIMKUS FACILITY	1,500.00
	3/31/25	GAS 12/18/24-1/17/25	RECREATION FUND	SIMKUS FACILITY	891.28
	3/31/25	JANITORIAL SUPPLIES	RECREATION FUND	SIMKUS FACILITY	216.69
	3/31/25	LEMON CLEANER	RECREATION FUND	SIMKUS FACILITY	35.30
	3/31/25	LIQUID ALIVE CARTON	RECREATION FUND	SIMKUS FACILITY	156.00
	3/31/25	JANITORIAL SUPPLIES	RECREATION FUND	SIMKUS FACILITY	284.31
	3/31/25	MAIN FILTER	RECREATION FUND	SIMKUS FACILITY	57.27
	3/31/25	TISSUE ROLL DISPENSER	RECREATION FUND	SIMKUS FACILITY	31.12
	3/31/25	ELEC 1/21-2/19/25	RECREATION FUND	CORAL COVE	406.40
	3/31/25	CCWP LOCKERROOM PAINT SUPP	RECREATION FUND	CORAL COVE	34.22
	3/31/25	GAS 12/18/24-1/17/25	RECREATION FUND	CORAL COVE	264.05
	3/31/25	CCWP CONTAINER 3/13-4/12	RECREATION FUND	CORAL COVE	249.00
	3/31/25	EAC FIELD TRIP DEPOSIT - A	RECREATION FUND	RECREATION	300.00
	3/31/25	AAC SPECIAL EVENT	RECREATION FUND	RECREATION	680.00
	3/31/25	DOC SPECIAL EVENT	RECREATION FUND	RECREATION	100.00
	3/31/25	MEDALS FOR TEAM	RECREATION FUND	RECREATION	365.57
	3/31/25	MARCH MEMBER CHALLENGE PRI	RECREATION FUND	RECREATION	50.00
	3/31/25	RADIUM GIRLS TOUR PAYMENT	RECREATION FUND	RECREATION	1,170.00
	3/31/25	MAIN EVENT TRIP DEPOSIT	RECREATION FUND	RECREATION	413.08
	3/31/25	DOT MARKERS	RECREATION FUND	RECREATION	29.94
	3/31/25	CONFERENCE CREDIT 2	RECREATION FUND	RECREATION	225.00-
	3/31/25	CONFERENCE CREDIT 1	RECREATION FUND	RECREATION	225.00-
	3/31/25	SNACKS ADULT TRIPS	RECREATION FUND	RECREATION	44.37
	3/31/25	B&A SNACKS	RECREATION FUND	RECREATION	455.05
	3/31/25	SOFTBALLS	RECREATION FUND	RECREATION	2,496.00
	3/31/25	SOFTBALLS	RECREATION FUND	RECREATION	1,512.00
	3/31/25	SCIENCE SUPP;BIRD SEED	RECREATION FUND	RECREATION	37.07
	3/31/25	5K TRAINING T-SHIRTS	RECREATION FUND	RECREATION	43.65
	3/31/25	BB HATS	RECREATION FUND	RECREATION	4,511.00
	3/31/25	SOFTBALL HEADBANDS/SOCKS	RECREATION FUND	RECREATION	1,416.00
	3/31/25	AAC SPECIAL EVENT	RECREATION FUND	RECREATION	425.00
	3/31/25	SCHEDULING FEE FOR TOURNAM	RECREATION FUND	RECREATION	250.00
	3/31/25	LAKE GENEVA CRUISE DEPOSIT	RECREATION FUND	RECREATION	263.33
	3/31/25	DOC FIELD TRIP SPLASH CENT	RECREATION FUND	RECREATION	371.25
	3/31/25	FIELD SUPPLIES	RECREATION FUND	RECREATION	146.18
	3/31/25	ADSB BINDER	RECREATION FUND	RECREATION	23.99
	3/31/25	KUIPERS TULIP FEST PAYMENT	RECREATION FUND	RECREATION	647.59
	3/31/25	AAC FIELD TRIP	RECREATION FUND	RECREATION	100.00
	3/31/25	WHITE PINES PAYMENT	RECREATION FUND	RECREATION	960.00
	3/31/25	CLIPBOARDS	RECREATION FUND	RECREATION	21.99
	3/31/25	GYM WIPES	RECREATION FUND	RECREATION	484.85
	3/31/25	SECOND BIG FOOT SPEAKER SY	RECREATION FUND	RECREATION	4,788.83
	3/31/25	COACH PLAQUE	RECREATION FUND	RECREATION	8.00
	3/31/25	DOC SUPPLIES	RECREATION FUND	RECREATION	52.63
	3/31/25	AAC FIELD TRIP	RECREATION FUND	RECREATION	100.00
	3/31/25	SKY ZONE FIELD TRIP DEPOSI	RECREATION FUND	RECREATION	101.00
	3/31/25	ADULT TRIP SUPPLIES	RECREATION FUND	RECREATION	71.98
	3/31/25	SPTY032025	RECREATION FUND	RECREATION	19.99
	3/31/25	LUNCH DEPOSIT	RECREATION FUND	RECREATION	386.23
	3/31/25	PARAMOUNT LUNCH	RECREATION FUND	RECREATION	562.50
	3/31/25	PARAMOUNT TICKETS	RECREATION FUND	RECREATION	437.50

VENDOR SORT KEY	DATE	DESCRIPTION	FUND	DEPARTMENT	AMOUNT
	3/31/25	DOC SUPPLIES	RECREATION FUND	RECREATION	62.98
	3/31/25	VOLO MUSEUM PAYMENT	RECREATION FUND	RECREATION	341.81
	3/31/25	VOLO MUSEUM FINAL PAYMENT	RECREATION FUND	RECREATION	251.16
	3/31/25	DESCENDANTS SET RETURN	RECREATION FUND	RECREATION	45.98-
	3/31/25	STEP LEATHER DIP BELT	RECREATION FUND	RECREATION	82.46
	3/31/25	PATIO UPGRADES	RECREATION FUND	RECREATION	196.55
	3/31/25	CHALLENGE STICKERS	RECREATION FUND	RECREATION	5.99
	3/31/25	PURELL REFILLS	RECREATION FUND	RECREATION	89.98
	3/31/25	SPRINGFLINGSE	RECREATION FUND	RECREATION	42.94
	3/31/25	FLASHLIGHT EGG HUNT FILLAB	RECREATION FUND	RECREATION	191.97
	3/31/25	RENTALS A/V BOX EQUIPMENT	RECREATION FUND	RECREATION	15.99
	3/31/25	SPRINGFLINGSE	RECREATION FUND	RECREATION	19.99
	3/31/25	RENTALS	RECREATION FUND	RECREATION	8.69
	3/31/25	MANILLA FOLDERS	RECREATION FUND	RECREATION	11.39
	3/31/25	STAFF PENS NOTEPADS	RECREATION FUND	RECREATION	19.74
	3/31/25	FUN CLASS GIVE AWAY ITEMS	RECREATION FUND	RECREATION	30.98
	3/31/25	WALL HANGING MAT RACK	RECREATION FUND	RECREATION	47.56
	3/31/25	SPRING FLING DECORATIONS	RECREATION FUND	RECREATION	76.72
	3/31/25	FLASHLIGHT EGG HUNT PRIZES	RECREATION FUND	RECREATION	6.88
	3/31/25	POSTIT FLAGS FOR RENTALS D	RECREATION FUND	RECREATION	8.99
	3/31/25	RENTALS A/V EQUIPMENT	RECREATION FUND	RECREATION	8.99
	3/31/25	COPY PAPER	RECREATION FUND	RECREATION	16.97
	3/31/25	SPRINGFLINGSE	RECREATION FUND	RECREATION	31.99
	3/31/25	SPRINGFLINGSE	RECREATION FUND	RECREATION	39.95
	3/31/25	PHONE CASE FOR FA PHONE	RECREATION FUND	RECREATION	8.99
	3/31/25	FEBRUARY CHALLENGE PRIZE	RECREATION FUND	RECREATION	50.00
	3/31/25	TRAMPOLINE COVER REPLACE	RECREATION FUND	RECREATION	29.98
	3/31/25	DESCENDANTS COSTUMES	RECREATION FUND	RECREATION	57.93
	3/31/25	DESCENDANTS SET	RECREATION FUND	RECREATION	63.00
	3/31/25	DESCENDANTS SET	RECREATION FUND	RECREATION	45.98
	3/31/25	DESCENDANTS SET	RECREATION FUND	RECREATION	31.66
	3/31/25	DESCENDANTS SET	RECREATION FUND	RECREATION	15.99
	3/31/25	BINDERS - COACHES	RECREATION FUND	RECREATION	59.96
	3/31/25	DESCENDANTS SET	RECREATION FUND	RECREATION	37.93
	3/31/25	CAMP SUPPLIES CRAFTS	RECREATION FUND	RECREATION	77.95
	3/31/25	DYE- RETURN	RECREATION FUND	RECREATION	7.68-
	3/31/25	DECENDANTS COSTUMES	RECREATION FUND	RECREATION	9.99
	3/31/25	FORTE COSTUMES	RECREATION FUND	RECREATION	12.80
	3/31/25	DESCENDANTS- COSTUME	RECREATION FUND	RECREATION	5.47
	3/31/25	TUNNEL & ICE PACKS	RECREATION FUND	RECREATION	60.98
	3/31/25	FORTE COSTUME RETURN	RECREATION FUND	RECREATION	29.74-
	3/31/25	FORTE COSTUMES	RECREATION FUND	RECREATION	89.94
	3/31/25	DESCENDANTS SET	RECREATION FUND	RECREATION	109.99
	3/31/25	DESCENDANTS- COSTUMES	RECREATION FUND	RECREATION	9.99
	3/31/25	DESCENDANTS SET	RECREATION FUND	RECREATION	23.01
	3/31/25	DESCENDANTS- COSTUMES	RECREATION FUND	RECREATION	15.99
	3/31/25	FORTE COSTUMES	RECREATION FUND	RECREATION	24.92
	3/31/25	RED CRPT- DESCENDANTS	RECREATION FUND	RECREATION	27.88
	3/31/25	DESCENDANTS SET	RECREATION FUND	RECREATION	33.47
	3/31/25	FORTE COSTUMES	RECREATION FUND	RECREATION	31.18
	3/31/25	DESCENDANTS SET	RECREATION FUND	RECREATION	18.98
	3/31/25	REPLACEMENT LAMINATOR	RECREATION FUND	RECREATION	19.99
	3/31/25	DESCENDANTS COSTUMES	RECREATION FUND	RECREATION	73.96
	3/31/25	DESCENDANTS SET	RECREATION FUND	RECREATION	23.01
	3/31/25	DYE THEATRE SUPPLY	RECREATION FUND	RECREATION	7.68
	3/31/25	COLLAPSABLE WAGON	RECREATION FUND	RECREATION	42.99

VENDOR SORT KEY	DATE	DESCRIPTION	FUND	DEPARTMENT	AMOUNT
	3/31/25	DESCENDANTS SET RETURN	RECREATION FUND	RECREATION	17.48-
	3/31/25	DESENDANTS SUPPLY	RECREATION FUND	RECREATION	9.99
	3/31/25	OPENING DAY BAG TAGS	RECREATION FUND	RECREATION	317.77
	3/31/25	HAIR BRAIDING SUPPLIES	RECREATION FUND	RECREATION	29.90
	3/31/25	RED TABLECLOTH ROLL	RECREATION FUND	RECREATION	26.99
	3/31/25	HAIR BRAIDING SUPPLIES	RECREATION FUND	RECREATION	77.37
	3/31/25	CABLE FITNESS 2/26-3/15	RECREATION FUND	RECREATION	401.15
	3/31/25	HOCKEY TAPE	RECREATION FUND	RECREATION	16.08
	3/31/25	DESCENDANTS SET	RECREATION FUND	RECREATION	10.00
	3/31/25	DESENDANTS SUPPLY	RECREATION FUND	RECREATION	21.25
	3/31/25	DESCENDANTS SET	RECREATION FUND	RECREATION	27.50
	3/31/25	FLASHLIGHTTEGGHUNT	RECREATION FUND	RECREATION	172.50
	3/31/25	FLASHLIGHTTEGGHUNT	RECREATION FUND	RECREATION	26.25
	3/31/25	SPONSOR BANNER	RECREATION FUND	RECREATION	225.00
	3/31/25	FLOOD BROTHERS BANNER	RECREATION FUND	RECREATION	271.00
	3/31/25	DRURY LANE DEPOSIT	RECREATION FUND	RECREATION	308.35
	3/31/25	RECITAL T SHIRTS	RECREATION FUND	RECREATION	1,605.50
	3/31/25	B & A T-SHIRTS	RECREATION FUND	RECREATION	1,023.70
	3/31/25	RIBBONS MEETS	RECREATION FUND	RECREATION	274.20
	3/31/25	DESCENDANTS COSTUMES	RECREATION FUND	RECREATION	29.90
	3/31/25	DESCENDANTS SET	RECREATION FUND	RECREATION	14.55
	3/31/25	IPRA JOB POST REC SPVSR 3/	RECREATION FUND	RECREATION	165.00
	3/31/25	ITUNES SUBSCRIPTION	RECREATION FUND	RECREATION	16.99
	3/31/25	DESCENDANTS- PAINT	RECREATION FUND	RECREATION	40.98
	3/31/25	DESCENDANTS SET	RECREATION FUND	RECREATION	8.98
	3/31/25	DESCENDANTS- PAINT	RECREATION FUND	RECREATION	13.46
	3/31/25	DESCENDANTS SET	RECREATION FUND	RECREATION	41.24
	3/31/25	PAINT- DESCENDANTS	RECREATION FUND	RECREATION	3.04-
	3/31/25	RENTALS LINENS	RECREATION FUND	RECREATION	220.53
	3/31/25	PREVIEW DAY LINENS	RECREATION FUND	RECREATION	96.72
	3/31/25	WINTER 2 2025 SESSION	RECREATION FUND	RECREATION	796.00
	3/31/25	BEETLEJUICE MTI	RECREATION FUND	RECREATION	815.00
	3/31/25	RECREATION SHREDDING	RECREATION FUND	RECREATION	73.00
	3/31/25	FORTE COSTUME RETURN	RECREATION FUND	RECREATION	119.90-
	3/31/25	JUICE BOXES	RECREATION FUND	RECREATION	34.44
	3/31/25	CANDY FOR EASTER EVENTS	RECREATION FUND	RECREATION	379.30
	3/31/25	JUICE BOXES	RECREATION FUND	RECREATION	22.96
	3/31/25	U10 SOCCER NETS	RECREATION FUND	RECREATION	1,348.00
	3/31/25	STICKERS FOR EVALS	RECREATION FUND	RECREATION	39.13
	3/31/25	RETURN SHIPPING - COSTUME	RECREATION FUND	RECREATION	21.48
	3/31/25	7 REC-FIT-SOD 2/8-3/7/25	RECREATION FUND	RECREATION	356.06
	3/31/25	2 REC-6 B/A 2/8-3/7/25	RECREATION FUND	RECREATION	406.92
	3/31/25	GYM WIPES	RECREATION FUND	RECREATION	387.88
	3/31/25	DESCENDANTS COSTUMES	RECREATION FUND	RECREATION	48.67
	3/31/25	DESCENDANTS COSTUMES	RECREATION FUND	RECREATION	49.58
	3/31/25	GYM WIPES	RECREATION FUND	RECREATION	96.97
	3/31/25	FORTE COSTUME RETURN	RECREATION FUND	RECREATION	442.92-
	3/31/25	DECENDANTS- CAST PHOTOS	RECREATION FUND	RECREATION	12.12
	3/31/25	DESCENDANTS- SET	RECREATION FUND	RECREATION	19.34
	3/31/25	ELECTRIC FOR AIR CURTAIN	RECREATION FUND	MCCASLIN FIELDS	900.00
	3/31/25	ELEC 1/21-2/19/25	RECREATION FUND	MCCASLIN FIELDS	1,142.63
	3/31/25	ELEC 1/21-2/19/25	RECREATION FUND	MCCASLIN FIELDS	13.77
	3/31/25	MCCASLIN LIGHTBULBS	RECREATION FUND	MCCASLIN FIELDS	63.96
	3/31/25	3 2X14 BLACK VELCRO	RECREATION FUND	MCCASLIN FIELDS	89.94
	3/31/25	.5 CU FT PEA GRAVEL	RECREATION FUND	MCCASLIN FIELDS	18.32
	3/31/25	LIFT STATION 4/25	RECREATION FUND	MCCASLIN FIELDS	20.00

VENDOR SORT KEY	DATE	DESCRIPTION	FUND	DEPARTMENT	AMOUNT
	3/31/25	CCMG TOILET REPAIR	RECREATION FUND	MINIATURE GOLF	9.92
	3/31/25	CCMG FIBER 2/11-3/10/25	RECREATION FUND	MINIATURE GOLF	306.75
	3/31/25	ELEC 1/21-2/19/25	RECREATION FUND	MINIATURE GOLF	220.26
	3/31/25	CCMG H2O SOFT MAR25	RECREATION FUND	MINIATURE GOLF	60.00
	3/31/25	CCMG MARCH PEST CONTROL	RECREATION FUND	MINIATURE GOLF	350.00
	3/31/25	GAS 1/15-2/17/25	RECREATION FUND	MINIATURE GOLF	180.46
	3/31/25	JANITORIAL SUPPLIES	RECREATION FUND	MINIATURE GOLF	<u>225.43</u>
				TOTAL:	105,575.95
PDRMA	3/31/25	PDRMA Insurance 3/25	CORPORATE FUND	ANCILLARY FUNDS	5,286.65
	3/31/25	PDRMA Insurance 3/25	CORPORATE FUND	ANCILLARY FUNDS	3,012.22
	3/31/25	PDRMA Insurance 3/25	CORPORATE FUND	ANCILLARY FUNDS	956.00
	3/31/25	PDRMA Insurance 3/25	CORPORATE FUND	ANCILLARY FUNDS	41.33
	3/31/25	PDRMA Insurance 3/25	CORPORATE FUND	ANCILLARY FUNDS	5,343.39
	3/31/25	PDRMA Insurance 3/25	CORPORATE FUND	ANCILLARY FUNDS	<u>287.94</u>
				TOTAL:	14,927.53
PDRMA	3/31/25	DENTAL PREMIUM	CORPORATE FUND	NON-DEPARTMENTAL	8.75
	3/31/25	DENTAL PREMIUM	CORPORATE FUND	NON-DEPARTMENTAL	8.75
	3/31/25	DENTAL PREMIUM	CORPORATE FUND	NON-DEPARTMENTAL	21.91
	3/31/25	DENTAL PREMIUM	CORPORATE FUND	NON-DEPARTMENTAL	21.91
	3/31/25	DENTAL PREMIUM	CORPORATE FUND	NON-DEPARTMENTAL	79.70
	3/31/25	DENTAL PREMIUM	CORPORATE FUND	NON-DEPARTMENTAL	79.70
	3/31/25	DENTAL PREMIUM	CORPORATE FUND	NON-DEPARTMENTAL	48.35
	3/31/25	DENTAL PREMIUM	CORPORATE FUND	NON-DEPARTMENTAL	47.33
	3/31/25	HEALTH PREMIUM	CORPORATE FUND	NON-DEPARTMENTAL	57.36
	3/31/25	HEALTH PREMIUM	CORPORATE FUND	NON-DEPARTMENTAL	57.36
	3/31/25	HEALTH PREMIUM	CORPORATE FUND	NON-DEPARTMENTAL	257.15
	3/31/25	HEALTH PREMIUM	CORPORATE FUND	NON-DEPARTMENTAL	257.15
	3/31/25	HEALTH PREMIUM	CORPORATE FUND	NON-DEPARTMENTAL	83.24
	3/31/25	HEALTH PREMIUM	CORPORATE FUND	NON-DEPARTMENTAL	83.24
	3/31/25	HEALTH PREMIUM	CORPORATE FUND	NON-DEPARTMENTAL	222.59
	3/31/25	HEALTH PREMIUM	CORPORATE FUND	NON-DEPARTMENTAL	222.59
	3/31/25	HEALTH PREMIUM	CORPORATE FUND	NON-DEPARTMENTAL	143.51
	3/31/25	HEALTH PREMIUM	CORPORATE FUND	NON-DEPARTMENTAL	138.77
	3/31/25	HEALTH PREMIUM	CORPORATE FUND	NON-DEPARTMENTAL	53.06
	3/31/25	HEALTH PREMIUM	CORPORATE FUND	NON-DEPARTMENTAL	53.06
	3/31/25	HEALTH PREMIUM	CORPORATE FUND	NON-DEPARTMENTAL	111.36
	3/31/25	HEALTH PREMIUM	CORPORATE FUND	NON-DEPARTMENTAL	111.36
	3/31/25	VISION PREMIUM	CORPORATE FUND	NON-DEPARTMENTAL	2.46
	3/31/25	VISION PREMIUM	CORPORATE FUND	NON-DEPARTMENTAL	2.46
	3/31/25	VISION PREMIUM	CORPORATE FUND	NON-DEPARTMENTAL	3.31
	3/31/25	VISION PREMIUM	CORPORATE FUND	NON-DEPARTMENTAL	3.31
	3/31/25	VISION PREMIUM	CORPORATE FUND	NON-DEPARTMENTAL	19.29
	3/31/25	VISION PREMIUM	CORPORATE FUND	NON-DEPARTMENTAL	19.29
	3/31/25	VISION PREMIUM	CORPORATE FUND	NON-DEPARTMENTAL	5.84
	3/31/25	VISION PREMIUM	CORPORATE FUND	NON-DEPARTMENTAL	5.72
	3/31/25	3/25 PDRMA Health - CQ	CORPORATE FUND	ANCILLARY FUNDS	33.31
	3/31/25	3/25 PDRMA Health - KW	CORPORATE FUND	ANCILLARY FUNDS	6.80
	3/31/25	EAP PREMIUM	CORPORATE FUND	ANCILLARY FUNDS	0.20
	3/31/25	EAP PREMIUM	CORPORATE FUND	ANCILLARY FUNDS	0.20
	3/31/25	DENTAL PREMIUM	CORPORATE FUND	ANCILLARY FUNDS	2.04
	3/31/25	DENTAL PREMIUM	CORPORATE FUND	ANCILLARY FUNDS	2.04
	3/31/25	DENTAL PREMIUM	CORPORATE FUND	ANCILLARY FUNDS	2.04
	3/31/25	DENTAL PREMIUM	CORPORATE FUND	ANCILLARY FUNDS	2.04
	3/31/25	HEALTH PREMIUM	CORPORATE FUND	ANCILLARY FUNDS	34.66



VENDOR SORT KEY	DATE	DESCRIPTION	FUND	DEPARTMENT	AMOUNT
	3/31/25	HEALTH PREMIUM	CORPORATE FUND	ANCILLARY FUNDS	34.66
	3/31/25	HEALTH PREMIUM	CORPORATE FUND	ANCILLARY FUNDS	65.84
	3/31/25	HEALTH PREMIUM	CORPORATE FUND	ANCILLARY FUNDS	65.84
	3/31/25	GROUP LIFE INSURANCE PREMI	CORPORATE FUND	ANCILLARY FUNDS	0.44
	3/31/25	GROUP LIFE INSURANCE PREMI	CORPORATE FUND	ANCILLARY FUNDS	0.44
	3/31/25	VISION PREMIUM	CORPORATE FUND	ANCILLARY FUNDS	0.29
	3/31/25	VISION PREMIUM	CORPORATE FUND	ANCILLARY FUNDS	0.29
	3/31/25	VISION PREMIUM	CORPORATE FUND	ANCILLARY FUNDS	0.29
	3/31/25	VISION PREMIUM	CORPORATE FUND	ANCILLARY FUNDS	0.29
	3/31/25	3/25 PDRMA Health - DG	CORPORATE FUND	FINANCE/ADMINISTRATION	47.62
	3/31/25	3/25 PDRMA Health - FH	CORPORATE FUND	FINANCE/ADMINISTRATION	105.42
	3/31/25	3/25 PDRMA Health - LN	CORPORATE FUND	FINANCE/ADMINISTRATION	47.63
	3/31/25	3/25 PDRMA Health - CQ	CORPORATE FUND	FINANCE/ADMINISTRATION	66.63
	3/31/25	3/25 PDRMA Health - SR	CORPORATE FUND	FINANCE/ADMINISTRATION	6.03
	3/31/25	3/25 PDRMA Health - LS	CORPORATE FUND	FINANCE/ADMINISTRATION	3.21
	3/31/25	3/25 PDRMA Health - KW	CORPORATE FUND	FINANCE/ADMINISTRATION	47.58
	3/31/25	EAP PREMIUM	CORPORATE FUND	FINANCE/ADMINISTRATION	5.10
	3/31/25	EAP PREMIUM	CORPORATE FUND	FINANCE/ADMINISTRATION	5.10
	3/31/25	DENTAL PREMIUM	CORPORATE FUND	FINANCE/ADMINISTRATION	57.00
	3/31/25	DENTAL PREMIUM	CORPORATE FUND	FINANCE/ADMINISTRATION	57.00
	3/31/25	DENTAL PREMIUM	CORPORATE FUND	FINANCE/ADMINISTRATION	28.50
	3/31/25	DENTAL PREMIUM	CORPORATE FUND	FINANCE/ADMINISTRATION	28.50
	3/31/25	DENTAL PREMIUM	CORPORATE FUND	FINANCE/ADMINISTRATION	14.25
	3/31/25	DENTAL PREMIUM	CORPORATE FUND	FINANCE/ADMINISTRATION	14.25
	3/31/25	HEALTH PREMIUM	CORPORATE FUND	FINANCE/ADMINISTRATION	724.06
	3/31/25	HEALTH PREMIUM	CORPORATE FUND	FINANCE/ADMINISTRATION	724.04
	3/31/25	HEALTH PREMIUM	CORPORATE FUND	FINANCE/ADMINISTRATION	460.91
	3/31/25	HEALTH PREMIUM	CORPORATE FUND	FINANCE/ADMINISTRATION	460.91
	3/31/25	GROUP LIFE INSURANCE PREMI	CORPORATE FUND	FINANCE/ADMINISTRATION	12.60
	3/31/25	GROUP LIFE INSURANCE PREMI	CORPORATE FUND	FINANCE/ADMINISTRATION	12.60
	3/31/25	HEALTH PREMIUM	CORPORATE FUND	FINANCE/ADMINISTRATION	486.54
	3/31/25	HEALTH PREMIUM	CORPORATE FUND	FINANCE/ADMINISTRATION	486.54
	3/31/25	VISION PREMIUM	CORPORATE FUND	FINANCE/ADMINISTRATION	7.98
	3/31/25	VISION PREMIUM	CORPORATE FUND	FINANCE/ADMINISTRATION	7.99
	3/31/25	VISION PREMIUM	CORPORATE FUND	FINANCE/ADMINISTRATION	4.00
	3/31/25	VISION PREMIUM	CORPORATE FUND	FINANCE/ADMINISTRATION	4.00
	3/31/25	VISION PREMIUM	CORPORATE FUND	FINANCE/ADMINISTRATION	2.00
	3/31/25	VISION PREMIUM	CORPORATE FUND	FINANCE/ADMINISTRATION	2.00
	3/31/25	3/25 PDRMA Health - TE	CORPORATE FUND	MARKETING/COMMUNICATIO	132.18
	3/31/25	3/25 PDRMA Health - CM	CORPORATE FUND	MARKETING/COMMUNICATIO	95.43
	3/31/25	EAP PREMIUM	CORPORATE FUND	MARKETING/COMMUNICATIO	2.08
	3/31/25	EAP PREMIUM	CORPORATE FUND	MARKETING/COMMUNICATIO	2.08
	3/31/25	DENTAL PREMIUM	CORPORATE FUND	MARKETING/COMMUNICATIO	20.36
	3/31/25	DENTAL PREMIUM	CORPORATE FUND	MARKETING/COMMUNICATIO	20.36
	3/31/25	DENTAL PREMIUM	CORPORATE FUND	MARKETING/COMMUNICATIO	20.36
	3/31/25	DENTAL PREMIUM	CORPORATE FUND	MARKETING/COMMUNICATIO	20.36
	3/31/25	HEALTH PREMIUM	CORPORATE FUND	MARKETING/COMMUNICATIO	477.70
	3/31/25	HEALTH PREMIUM	CORPORATE FUND	MARKETING/COMMUNICATIO	477.70
	3/31/25	HEALTH PREMIUM	CORPORATE FUND	MARKETING/COMMUNICATIO	668.78
	3/31/25	HEALTH PREMIUM	CORPORATE FUND	MARKETING/COMMUNICATIO	668.78
	3/31/25	GROUP LIFE INSURANCE PREMI	CORPORATE FUND	MARKETING/COMMUNICATIO	4.05
	3/31/25	GROUP LIFE INSURANCE PREMI	CORPORATE FUND	MARKETING/COMMUNICATIO	4.05
	3/31/25	VISION PREMIUM	CORPORATE FUND	MARKETING/COMMUNICATIO	2.85
	3/31/25	VISION PREMIUM	CORPORATE FUND	MARKETING/COMMUNICATIO	2.85
	3/31/25	VISION PREMIUM	CORPORATE FUND	MARKETING/COMMUNICATIO	2.85
	3/31/25	VISION PREMIUM	CORPORATE FUND	MARKETING/COMMUNICATIO	2.85

VENDOR SORT KEY	DATE	DESCRIPTION	FUND	DEPARTMENT	AMOUNT
	3/31/25	3/25 PDRMA Health - RA	CORPORATE FUND	PARKS	138.79
	3/31/25	3/25 PDRMA Health - RC	CORPORATE FUND	PARKS	68.06
	3/31/25	3/25 PDRMA Health - SH	CORPORATE FUND	PARKS	141.88
	3/31/25	3/25 PDRMA Health - ER	CORPORATE FUND	PARKS	133.01
	3/31/25	3/25 PDRMA Health - JRAM	CORPORATE FUND	PARKS	98.42
	3/31/25	3/25 PDRMA Health - AS	CORPORATE FUND	PARKS	68.04
	3/31/25	3/25 PDRMA Health - MS	CORPORATE FUND	PARKS	68.04
	3/31/25	3/25 PDRMA Health - BT	CORPORATE FUND	PARKS	0.44
	3/31/25	3/25 PDRMA Health - DW	CORPORATE FUND	PARKS	33.99
	3/31/25	EAP PREMIUM	CORPORATE FUND	PARKS	8.39
	3/31/25	EAP PREMIUM	CORPORATE FUND	PARKS	8.34
	3/31/25	DENTAL PREMIUM	CORPORATE FUND	PARKS	71.26
	3/31/25	DENTAL PREMIUM	CORPORATE FUND	PARKS	71.26
	3/31/25	DENTAL PREMIUM	CORPORATE FUND	PARKS	12.22
	3/31/25	DENTAL PREMIUM	CORPORATE FUND	PARKS	12.22
	3/31/25	DENTAL PREMIUM	CORPORATE FUND	PARKS	40.72
	3/31/25	DENTAL PREMIUM	CORPORATE FUND	PARKS	40.72
	3/31/25	DENTAL PREMIUM	CORPORATE FUND	PARKS	19.85
	3/31/25	DENTAL PREMIUM	CORPORATE FUND	PARKS	18.83
	3/31/25	HEALTH PREMIUM	CORPORATE FUND	PARKS	1,531.50
	3/31/25	HEALTH PREMIUM	CORPORATE FUND	PARKS	1,531.50
	3/31/25	HEALTH PREMIUM	CORPORATE FUND	PARKS	604.69
	3/31/25	HEALTH PREMIUM	CORPORATE FUND	PARKS	604.69
	3/31/25	HEALTH PREMIUM	CORPORATE FUND	PARKS	679.31
	3/31/25	HEALTH PREMIUM	CORPORATE FUND	PARKS	679.31
	3/31/25	HEALTH PREMIUM	CORPORATE FUND	PARKS	671.46
	3/31/25	HEALTH PREMIUM	CORPORATE FUND	PARKS	637.03
	3/31/25	GROUP LIFE INSURANCE PREMI	CORPORATE FUND	PARKS	15.24
	3/31/25	GROUP LIFE INSURANCE PREMI	CORPORATE FUND	PARKS	15.13
	3/31/25	VISION PREMIUM	CORPORATE FUND	PARKS	9.97
	3/31/25	VISION PREMIUM	CORPORATE FUND	PARKS	9.98
	3/31/25	VISION PREMIUM	CORPORATE FUND	PARKS	1.71
	3/31/25	VISION PREMIUM	CORPORATE FUND	PARKS	1.71
	3/31/25	VISION PREMIUM	CORPORATE FUND	PARKS	5.70
	3/31/25	VISION PREMIUM	CORPORATE FUND	PARKS	5.70
	3/31/25	VISION PREMIUM	CORPORATE FUND	PARKS	2.78
	3/31/25	VISION PREMIUM	CORPORATE FUND	PARKS	2.64
	3/31/25	3/25 PDRMA Health - LC	CORPORATE FUND	REGISTRATION SERVICES	97.08
	3/31/25	3/25 PDRMA Health - AVK	CORPORATE FUND	REGISTRATION SERVICES	0.34
	3/31/25	3/25 PDRMA Health - BS	CORPORATE FUND	REGISTRATION SERVICES	53.83
	3/31/25	EAP PREMIUM	CORPORATE FUND	REGISTRATION SERVICES	2.19
	3/31/25	EAP PREMIUM	CORPORATE FUND	REGISTRATION SERVICES	2.19
	3/31/25	DENTAL PREMIUM	CORPORATE FUND	REGISTRATION SERVICES	14.25
	3/31/25	DENTAL PREMIUM	CORPORATE FUND	REGISTRATION SERVICES	14.25
	3/31/25	DENTAL PREMIUM	CORPORATE FUND	REGISTRATION SERVICES	14.25
	3/31/25	DENTAL PREMIUM	CORPORATE FUND	REGISTRATION SERVICES	14.25
	3/31/25	HEALTH PREMIUM	CORPORATE FUND	REGISTRATION SERVICES	497.31
	3/31/25	HEALTH PREMIUM	CORPORATE FUND	REGISTRATION SERVICES	497.26
	3/31/25	GROUP LIFE INSURANCE PREMI	CORPORATE FUND	REGISTRATION SERVICES	3.32
	3/31/25	GROUP LIFE INSURANCE PREMI	CORPORATE FUND	REGISTRATION SERVICES	3.32
	3/31/25	HEALTH PREMIUM	CORPORATE FUND	REGISTRATION SERVICES	251.99
	3/31/25	HEALTH PREMIUM	CORPORATE FUND	REGISTRATION SERVICES	251.99
	3/31/25	VISION PREMIUM	CORPORATE FUND	REGISTRATION SERVICES	2.00
	3/31/25	VISION PREMIUM	CORPORATE FUND	REGISTRATION SERVICES	2.00
	3/31/25	VISION PREMIUM	CORPORATE FUND	REGISTRATION SERVICES	1.99
	3/31/25	VISION PREMIUM	CORPORATE FUND	REGISTRATION SERVICES	1.99

VENDOR SORT KEY	DATE	DESCRIPTION	FUND	DEPARTMENT	AMOUNT
	3/31/25	DENTAL PREMIUM	RECREATION FUND	NON-DEPARTMENTAL	51.11
	3/31/25	DENTAL PREMIUM	RECREATION FUND	NON-DEPARTMENTAL	51.11
	3/31/25	DENTAL PREMIUM	RECREATION FUND	NON-DEPARTMENTAL	61.98
	3/31/25	DENTAL PREMIUM	RECREATION FUND	NON-DEPARTMENTAL	61.98
	3/31/25	DENTAL PREMIUM	RECREATION FUND	NON-DEPARTMENTAL	32.07
	3/31/25	DENTAL PREMIUM	RECREATION FUND	NON-DEPARTMENTAL	33.09
	3/31/25	HEALTH PREMIUM	RECREATION FUND	NON-DEPARTMENTAL	373.11
	3/31/25	HEALTH PREMIUM	RECREATION FUND	NON-DEPARTMENTAL	373.11
	3/31/25	HEALTH PREMIUM	RECREATION FUND	NON-DEPARTMENTAL	55.49
	3/31/25	HEALTH PREMIUM	RECREATION FUND	NON-DEPARTMENTAL	55.49
	3/31/25	HEALTH PREMIUM	RECREATION FUND	NON-DEPARTMENTAL	87.91
	3/31/25	HEALTH PREMIUM	RECREATION FUND	NON-DEPARTMENTAL	87.91
	3/31/25	HEALTH PREMIUM	RECREATION FUND	NON-DEPARTMENTAL	24.27
	3/31/25	HEALTH PREMIUM	RECREATION FUND	NON-DEPARTMENTAL	29.01
	3/31/25	HEALTH PREMIUM	RECREATION FUND	NON-DEPARTMENTAL	148.57
	3/31/25	HEALTH PREMIUM	RECREATION FUND	NON-DEPARTMENTAL	148.57
	3/31/25	HEALTH PREMIUM	RECREATION FUND	NON-DEPARTMENTAL	232.38
	3/31/25	HEALTH PREMIUM	RECREATION FUND	NON-DEPARTMENTAL	232.38
	3/31/25	HEALTH PREMIUM	RECREATION FUND	NON-DEPARTMENTAL	227.40
	3/31/25	HEALTH PREMIUM	RECREATION FUND	NON-DEPARTMENTAL	227.40
	3/31/25	HEALTH PREMIUM	RECREATION FUND	NON-DEPARTMENTAL	47.73
	3/31/25	HEALTH PREMIUM	RECREATION FUND	NON-DEPARTMENTAL	47.73
	3/31/25	HEALTH PREMIUM	RECREATION FUND	NON-DEPARTMENTAL	155.39
	3/31/25	HEALTH PREMIUM	RECREATION FUND	NON-DEPARTMENTAL	155.39
	3/31/25	VISION PREMIUM	RECREATION FUND	NON-DEPARTMENTAL	7.71
	3/31/25	VISION PREMIUM	RECREATION FUND	NON-DEPARTMENTAL	7.71
	3/31/25	VISION PREMIUM	RECREATION FUND	NON-DEPARTMENTAL	13.77
	3/31/25	VISION PREMIUM	RECREATION FUND	NON-DEPARTMENTAL	13.77
	3/31/25	VISION PREMIUM	RECREATION FUND	NON-DEPARTMENTAL	3.88
	3/31/25	VISION PREMIUM	RECREATION FUND	NON-DEPARTMENTAL	4.00
	3/31/25	3/25 PDRMA Health - DG	RECREATION FUND	ADMINISTRATION	20.41
	3/31/25	3/25 PDRMA Health - FH	RECREATION FUND	ADMINISTRATION	45.18
	3/31/25	3/25 PDRMA Health - LN	RECREATION FUND	ADMINISTRATION	20.41
	3/31/25	3/25 PDRMA Health - CQ	RECREATION FUND	ADMINISTRATION	33.31
	3/31/25	3/25 PDRMA Health - SR	RECREATION FUND	ADMINISTRATION	2.16
	3/31/25	3/25 PDRMA Health - LS	RECREATION FUND	ADMINISTRATION	1.38
	3/31/25	3/25 PDRMA Health - KW	RECREATION FUND	ADMINISTRATION	13.60
	3/31/25	EAP PREMIUM	RECREATION FUND	ADMINISTRATION	1.93
	3/31/25	EAP PREMIUM	RECREATION FUND	ADMINISTRATION	1.93
	3/31/25	DENTAL PREMIUM	RECREATION FUND	ADMINISTRATION	22.40
	3/31/25	DENTAL PREMIUM	RECREATION FUND	ADMINISTRATION	22.40
	3/31/25	DENTAL PREMIUM	RECREATION FUND	ADMINISTRATION	10.18
	3/31/25	DENTAL PREMIUM	RECREATION FUND	ADMINISTRATION	10.18
	3/31/25	DENTAL PREMIUM	RECREATION FUND	ADMINISTRATION	5.09
	3/31/25	DENTAL PREMIUM	RECREATION FUND	ADMINISTRATION	5.09
	3/31/25	HEALTH PREMIUM	RECREATION FUND	ADMINISTRATION	275.68
	3/31/25	HEALTH PREMIUM	RECREATION FUND	ADMINISTRATION	275.70
	3/31/25	HEALTH PREMIUM	RECREATION FUND	ADMINISTRATION	131.69
	3/31/25	HEALTH PREMIUM	RECREATION FUND	ADMINISTRATION	131.69
	3/31/25	GROUP LIFE INSURANCE PREMI	RECREATION FUND	ADMINISTRATION	4.72
	3/31/25	GROUP LIFE INSURANCE PREMI	RECREATION FUND	ADMINISTRATION	4.72
	3/31/25	HEALTH PREMIUM	RECREATION FUND	ADMINISTRATION	208.51
	3/31/25	HEALTH PREMIUM	RECREATION FUND	ADMINISTRATION	208.51
	3/31/25	VISION PREMIUM	RECREATION FUND	ADMINISTRATION	3.13
	3/31/25	VISION PREMIUM	RECREATION FUND	ADMINISTRATION	3.12
	3/31/25	VISION PREMIUM	RECREATION FUND	ADMINISTRATION	1.41

VENDOR SORT KEY	DATE	DESCRIPTION	FUND	DEPARTMENT	AMOUNT
	3/31/25	VISION PREMIUM	RECREATION FUND	ADMINISTRATION	1.41
	3/31/25	VISION PREMIUM	RECREATION FUND	ADMINISTRATION	0.71
	3/31/25	VISION PREMIUM	RECREATION FUND	ADMINISTRATION	0.71
	3/31/25	3/25 PDRMA Health - JD	RECREATION FUND	FACILITIES	67.97
	3/31/25	3/25 PDRMA Health - RD	RECREATION FUND	FACILITIES	68.00
	3/31/25	3/25 PDRMA Health - SH	RECREATION FUND	FACILITIES	60.81
	3/31/25	3/25 PDRMA Health - MK	RECREATION FUND	FACILITIES	67.95
	3/31/25	3/25 PDRMA Health - DW	RECREATION FUND	FACILITIES	34.00
	3/31/25	3/25 PDRMA Health - CW	RECREATION FUND	FACILITIES	67.96
	3/31/25	EAP PREMIUM	RECREATION FUND	FACILITIES	5.13
	3/31/25	EAP PREMIUM	RECREATION FUND	FACILITIES	5.18
	3/31/25	DENTAL PREMIUM	RECREATION FUND	FACILITIES	91.62
	3/31/25	DENTAL PREMIUM	RECREATION FUND	FACILITIES	91.62
	3/31/25	DENTAL PREMIUM	RECREATION FUND	FACILITIES	8.14
	3/31/25	DENTAL PREMIUM	RECREATION FUND	FACILITIES	8.14
	3/31/25	DENTAL PREMIUM	RECREATION FUND	FACILITIES	0.51
	3/31/25	DENTAL PREMIUM	RECREATION FUND	FACILITIES	1.53
	3/31/25	HEALTH PREMIUM	RECREATION FUND	FACILITIES	1,568.53
	3/31/25	HEALTH PREMIUM	RECREATION FUND	FACILITIES	1,568.53
	3/31/25	HEALTH PREMIUM	RECREATION FUND	FACILITIES	403.13
	3/31/25	HEALTH PREMIUM	RECREATION FUND	FACILITIES	403.13
	3/31/25	HEALTH PREMIUM	RECREATION FUND	FACILITIES	17.22
	3/31/25	HEALTH PREMIUM	RECREATION FUND	FACILITIES	51.65
	3/31/25	GROUP LIFE INSURANCE PREMI	RECREATION FUND	FACILITIES	7.74
	3/31/25	GROUP LIFE INSURANCE PREMI	RECREATION FUND	FACILITIES	7.85
	3/31/25	VISION PREMIUM	RECREATION FUND	FACILITIES	12.83
	3/31/25	VISION PREMIUM	RECREATION FUND	FACILITIES	12.82
	3/31/25	VISION PREMIUM	RECREATION FUND	FACILITIES	1.14
	3/31/25	VISION PREMIUM	RECREATION FUND	FACILITIES	1.14
	3/31/25	VISION PREMIUM	RECREATION FUND	FACILITIES	0.07
	3/31/25	VISION PREMIUM	RECREATION FUND	FACILITIES	0.21
	3/31/25	3/25 PDRMA Health - MA	RECREATION FUND	RECREATION	44.32
	3/31/25	3/25 PDRMA Health - MA	RECREATION FUND	RECREATION	20.45
	3/31/25	3/25 PDRMA Health - RARN	RECREATION FUND	RECREATION	6.74
	3/31/25	3/25 PDRMA Health - RB	RECREATION FUND	RECREATION	0.79
	3/31/25	3/25 PDRMA Health - NB	RECREATION FUND	RECREATION	76.90
	3/31/25	3/25 PDRMA Health - SDB	RECREATION FUND	RECREATION	133.01
	3/31/25	3/25 PDRMA Health - AG	RECREATION FUND	RECREATION	229.21
	3/31/25	3/25 PDRMA Health - CH	RECREATION FUND	RECREATION	0.25
	3/31/25	3/25 PDRMA Health - CH	RECREATION FUND	RECREATION	0.18
	3/31/25	3/25 PDRMA Health - AK	RECREATION FUND	RECREATION	68.10
	3/31/25	3/25 PDRMA Health - PK	RECREATION FUND	RECREATION	76.85
	3/31/25	3/25 PDRMA Health - AL	RECREATION FUND	RECREATION	4.30
	3/31/25	3/25 PDRMA Health - JM	RECREATION FUND	RECREATION	68.02
	3/31/25	3/25 PDRMA Health - JREW	RECREATION FUND	RECREATION	150.48
	3/31/25	3/25 PDRMA Health - JRIC	RECREATION FUND	RECREATION	67.97
	3/31/25	3/25 PDRMA Health - KS	RECREATION FUND	RECREATION	0.17
	3/31/25	3/25 PDRMA Health - KS	RECREATION FUND	RECREATION	0.33
	3/31/25	3/25 PDRMA Health - GS	RECREATION FUND	RECREATION	76.93
	3/31/25	3/25 PDRMA Health - RT	RECREATION FUND	RECREATION	157.02
	3/31/25	3/25 PDRMA Health - CT	RECREATION FUND	RECREATION	67.96
	3/31/25	3/25 PDRMA Health - SWAG	RECREATION FUND	RECREATION	0.56
	3/31/25	EAP PREMIUM	RECREATION FUND	RECREATION	17.68
	3/31/25	EAP PREMIUM	RECREATION FUND	RECREATION	0.99
	3/31/25	EAP PREMIUM	RECREATION FUND	RECREATION	17.67
	3/31/25	EAP PREMIUM	RECREATION FUND	RECREATION	1.00

VENDOR SORT KEY	DATE	DESCRIPTION	FUND	DEPARTMENT	AMOUNT
	3/31/25	DENTAL PREMIUM	RECREATION FUND	RECREATION	176.11
	3/31/25	DENTAL PREMIUM	RECREATION FUND	RECREATION	6.11
	3/31/25	DENTAL PREMIUM	RECREATION FUND	RECREATION	176.11
	3/31/25	DENTAL PREMIUM	RECREATION FUND	RECREATION	6.11
	3/31/25	DENTAL PREMIUM	RECREATION FUND	RECREATION	20.36
	3/31/25	DENTAL PREMIUM	RECREATION FUND	RECREATION	20.36
	3/31/25	DENTAL PREMIUM	RECREATION FUND	RECREATION	61.08
	3/31/25	DENTAL PREMIUM	RECREATION FUND	RECREATION	61.08
	3/31/25	DENTAL PREMIUM	RECREATION FUND	RECREATION	20.36
	3/31/25	DENTAL PREMIUM	RECREATION FUND	RECREATION	20.36
	3/31/25	HEALTH PREMIUM	RECREATION FUND	RECREATION	1,599.35
	3/31/25	HEALTH PREMIUM	RECREATION FUND	RECREATION	100.78
	3/31/25	HEALTH PREMIUM	RECREATION FUND	RECREATION	1,599.35
	3/31/25	HEALTH PREMIUM	RECREATION FUND	RECREATION	100.78
	3/31/25	HEALTH PREMIUM	RECREATION FUND	RECREATION	679.31
	3/31/25	HEALTH PREMIUM	RECREATION FUND	RECREATION	679.31
	3/31/25	GROUP LIFE INSURANCE PREMI	RECREATION FUND	RECREATION	29.91
	3/31/25	GROUP LIFE INSURANCE PREMI	RECREATION FUND	RECREATION	2.09
	3/31/25	GROUP LIFE INSURANCE PREMI	RECREATION FUND	RECREATION	29.92
	3/31/25	GROUP LIFE INSURANCE PREMI	RECREATION FUND	RECREATION	2.08
	3/31/25	HEALTH PREMIUM	RECREATION FUND	RECREATION	705.57
	3/31/25	HEALTH PREMIUM	RECREATION FUND	RECREATION	705.57
	3/31/25	HEALTH PREMIUM	RECREATION FUND	RECREATION	1,097.73
	3/31/25	HEALTH PREMIUM	RECREATION FUND	RECREATION	1,097.73
	3/31/25	HEALTH PREMIUM	RECREATION FUND	RECREATION	1,079.96
	3/31/25	HEALTH PREMIUM	RECREATION FUND	RECREATION	1,079.96
	3/31/25	HEALTH PREMIUM	RECREATION FUND	RECREATION	737.97
	3/31/25	HEALTH PREMIUM	RECREATION FUND	RECREATION	737.97
	3/31/25	VISION PREMIUM	RECREATION FUND	RECREATION	24.65
	3/31/25	VISION PREMIUM	RECREATION FUND	RECREATION	0.86
	3/31/25	VISION PREMIUM	RECREATION FUND	RECREATION	24.65
	3/31/25	VISION PREMIUM	RECREATION FUND	RECREATION	0.86
	3/31/25	VISION PREMIUM	RECREATION FUND	RECREATION	2.85
	3/31/25	VISION PREMIUM	RECREATION FUND	RECREATION	2.85
	3/31/25	VISION PREMIUM	RECREATION FUND	RECREATION	5.70
	3/31/25	VISION PREMIUM	RECREATION FUND	RECREATION	5.70
	3/31/25	VISION PREMIUM	RECREATION FUND	RECREATION	2.85
	3/31/25	VISION PREMIUM	RECREATION FUND	RECREATION	2.85
	3/31/25	3/25 PDRMA Health - LC	RECREATION FUND	REGISTRATION SERVICES	41.61
	3/31/25	3/25 PDRMA Health - AVK	RECREATION FUND	REGISTRATION SERVICES	0.14
	3/31/25	3/25 PDRMA Health - BS	RECREATION FUND	REGISTRATION SERVICES	23.07
	3/31/25	EAP PREMIUM	RECREATION FUND	REGISTRATION SERVICES	0.93
	3/31/25	EAP PREMIUM	RECREATION FUND	REGISTRATION SERVICES	0.93
	3/31/25	DENTAL PREMIUM	RECREATION FUND	REGISTRATION SERVICES	6.11
	3/31/25	DENTAL PREMIUM	RECREATION FUND	REGISTRATION SERVICES	6.11
	3/31/25	DENTAL PREMIUM	RECREATION FUND	REGISTRATION SERVICES	6.11
	3/31/25	DENTAL PREMIUM	RECREATION FUND	REGISTRATION SERVICES	6.11
	3/31/25	HEALTH PREMIUM	RECREATION FUND	REGISTRATION SERVICES	213.19
	3/31/25	HEALTH PREMIUM	RECREATION FUND	REGISTRATION SERVICES	213.24
	3/31/25	GROUP LIFE INSURANCE PREMI	RECREATION FUND	REGISTRATION SERVICES	1.42
	3/31/25	GROUP LIFE INSURANCE PREMI	RECREATION FUND	REGISTRATION SERVICES	1.42
	3/31/25	HEALTH PREMIUM	RECREATION FUND	REGISTRATION SERVICES	108.00
	3/31/25	HEALTH PREMIUM	RECREATION FUND	REGISTRATION SERVICES	108.00
	3/31/25	VISION PREMIUM	RECREATION FUND	REGISTRATION SERVICES	0.85
	3/31/25	VISION PREMIUM	RECREATION FUND	REGISTRATION SERVICES	0.85
	3/31/25	VISION PREMIUM	RECREATION FUND	REGISTRATION SERVICES	0.86

VENDOR SORT KEY	DATE	DESCRIPTION	FUND	DEPARTMENT	AMOUNT
	3/31/25	VISION PREMIUM	RECREATION FUND	REGISTRATION SERVICES	0.86
	3/31/25	DENTAL PREMIUM	SPECIAL RECREATION	NON-DEPARTMENTAL	1.02
	3/31/25	DENTAL PREMIUM	SPECIAL RECREATION	NON-DEPARTMENTAL	1.02
	3/31/25	HEALTH PREMIUM	SPECIAL RECREATION	NON-DEPARTMENTAL	2.31
	3/31/25	HEALTH PREMIUM	SPECIAL RECREATION	NON-DEPARTMENTAL	2.31
	3/31/25	VISION PREMIUM	SPECIAL RECREATION	NON-DEPARTMENTAL	0.12
	3/31/25	VISION PREMIUM	SPECIAL RECREATION	NON-DEPARTMENTAL	0.12
	3/31/25	3/25 PDRMA Health - MA	SPECIAL RECREATION	SPECIAL RECREATION	3.40
	3/31/25	3/25 PDRMA Health - SR	SPECIAL RECREATION	SPECIAL RECREATION	0.43
	3/31/25	EAP PREMIUM	SPECIAL RECREATION	SPECIAL RECREATION	0.10
	3/31/25	EAP PREMIUM	SPECIAL RECREATION	SPECIAL RECREATION	0.10
	3/31/25	DENTAL PREMIUM	SPECIAL RECREATION	SPECIAL RECREATION	1.02
	3/31/25	DENTAL PREMIUM	SPECIAL RECREATION	SPECIAL RECREATION	1.02
	3/31/25	DENTAL PREMIUM	SPECIAL RECREATION	SPECIAL RECREATION	1.02
	3/31/25	DENTAL PREMIUM	SPECIAL RECREATION	SPECIAL RECREATION	1.02
	3/31/25	HEALTH PREMIUM	SPECIAL RECREATION	SPECIAL RECREATION	16.80
	3/31/25	HEALTH PREMIUM	SPECIAL RECREATION	SPECIAL RECREATION	16.80
	3/31/25	GROUP LIFE INSURANCE PREMI	SPECIAL RECREATION	SPECIAL RECREATION	0.37
	3/31/25	GROUP LIFE INSURANCE PREMI	SPECIAL RECREATION	SPECIAL RECREATION	0.37
	3/31/25	VISION PREMIUM	SPECIAL RECREATION	SPECIAL RECREATION	0.14
	3/31/25	VISION PREMIUM	SPECIAL RECREATION	SPECIAL RECREATION	0.14
	3/31/25	VISION PREMIUM	SPECIAL RECREATION	SPECIAL RECREATION	0.14
	3/31/25	VISION PREMIUM	SPECIAL RECREATION	SPECIAL RECREATION	<u>0.14</u>
		TOTAL:			42,765.71
PEPSI-COLA	3/21/25	Gat, Water, BIBs	RECREATION FUND	CONCESSIONS	1,121.54
	3/28/25	Gat, Water, BIBs	RECREATION FUND	CONCESSIONS	<u>1,294.37</u>
		TOTAL:			2,415.91
PERFORMANCE FOODSERVICE	3/14/25	Meats, Fries, Buns	RECREATION FUND	CONCESSIONS	1,555.12
	3/28/25	Cups, Lids	RECREATION FUND	CONCESSIONS	104.20
	3/28/25	Fries, Buns, Chips	RECREATION FUND	CONCESSIONS	<u>2,086.42</u>
		TOTAL:			3,745.74
SUSAN RINI	3/21/25	GREEN RIVER FLOATS	CORPORATE FUND	FINANCE/ADMINISTRATION	<u>42.96</u>
		TOTAL:			42.96
SKYHAWKS SPORTS ACADEMY LLC	3/28/25	Flag Football	RECREATION FUND	RECREATION	728.00
	3/28/25	Skyhawks basketball	RECREATION FUND	RECREATION	280.00
	3/28/25	Skyhawks Soccer	RECREATION FUND	RECREATION	<u>224.00</u>
		TOTAL:			1,232.00
RICHARD C SMELKO	3/28/25	Baseball Evaluations	RECREATION FUND	RECREATION	<u>105.00</u>
		TOTAL:			105.00
CARLY'S KICKERS LLC	3/28/25	Soccer Shots Classic	RECREATION FUND	RECREATION	128.10
	3/28/25	Soccer Shots Premier	RECREATION FUND	RECREATION	151.90
	3/28/25	Soccer Shots Prescho	RECREATION FUND	RECREATION	<u>640.50</u>
		TOTAL:			920.50
STERLING NETWORK INTEGRATION	3/21/25	2025 Maint Block	CORPORATE FUND	FINANCE/ADMINISTRATION	172.00
	3/21/25	2025 Maint Block	CORPORATE FUND	FINANCE/ADMINISTRATION	258.00
	3/21/25	2/25 Email Sec/Arch	CORPORATE FUND	FINANCE/ADMINISTRATION	539.00
	3/21/25	2/25 Duo Sec MFA	CORPORATE FUND	FINANCE/ADMINISTRATION	165.00
	3/21/25	2/25 Endpt Security	CORPORATE FUND	FINANCE/ADMINISTRATION	609.90
	3/21/25	2025 Maint Block	CORPORATE FUND	FINANCE/ADMINISTRATION	774.00

VENDOR SORT KEY	DATE	DESCRIPTION	FUND	DEPARTMENT	AMOUNT
	3/21/25	2025 Maint Block	CORPORATE FUND	FINANCE/ADMINISTRATION	602.00
	3/21/25	2025 Maint Block	CORPORATE FUND	FINANCE/ADMINISTRATION	688.00
	3/21/25	2025 Maint Block	CORPORATE FUND	FINANCE/ADMINISTRATION	<u>258.00</u>
		TOTAL:			4,065.90
SULLIVAN'S KARATE SCHOOL	3/28/25	#31185	RECREATION FUND	RECREATION	847.00
	3/28/25	#31189	RECREATION FUND	RECREATION	539.00
	3/28/25	#31190	RECREATION FUND	RECREATION	<u>1,116.50</u>
		TOTAL:			2,502.50
TOWN & COUNTRY DISTRIBUTORS	3/21/25	CONCESSIONS ALCOHOL 3/13	RECREATION FUND	CONCESSIONS	<u>1,210.60</u>
		TOTAL:			1,210.60
VILLAGE OF CAROL STREAM	3/21/25	GBN Path Snow Removal '25	CORPORATE FUND	FINANCE/ADMINISTRATION	818.81
	3/21/25	WATER 1/6-2/3	CORPORATE FUND	MAINTENANCE FACILITY	16.93
	3/21/25	WATER 1/6-2/3	RECREATION FUND	FOUNTAIN VIEW REC CENT	1,923.77
	3/07/25	Finger Printing	RECREATION FUND	CONCESSIONS	600.00
	3/21/25	WATER 1/6-2/3	RECREATION FUND	SIMKUS FACILITY	23.98
	3/21/25	WATER 1/6-2/3	RECREATION FUND	CORAL COVE	215.81
	3/21/25	WATER 1/6-2/3	RECREATION FUND	CORAL COVE	<u>3.08</u>
		TOTAL:			3,602.38
WBK ENGINEERING LLC	3/14/25	RH ENG-SETTLEMENT TAGG	CORPORATE FUND	PARKS	<u>1,286.00</u>
		TOTAL:			1,286.00
WEX BANK	3/21/25	WEX GASOLINE 2/28/25	CORPORATE FUND	PARKS	<u>1,413.78</u>
		TOTAL:			1,413.78
ZIONS BANK	3/14/25	2025 PAYING AGENT FEES	BOND AND INTEREST	BOND AND INTEREST	<u>4,000.00</u>
		TOTAL:			4,000.00

## ===== FUND TOTALS =====

10	CORPORATE FUND	181,632.02
12	REC REPAIR & REPLACEMENT	11,366.95
20	RECREATION FUND	282,268.69
25	SPECIAL RECREATION FUND	454.33
30	BOND AND INTEREST FUND	4,000.00
32	CAPITAL IMPROVEMENTS FUND	13,572.37

-----  
GRAND TOTAL: 493,294.36  
-----

## SELECTION CRITERIA

-----  
SELECTION OPTIONS

VENDOR SET: 01-CAROL STREAM PARK DIST.  
VENDOR: All  
CLASSIFICATION: All  
BANK CODE: All  
ITEM DATE: 0/00/0000 THRU 99/99/9999  
ITEM AMOUNT: 99,999,999.00CR THRU 99,999,999.00  
GL POST DATE: 0/00/0000 THRU 99/99/9999  
CHECK DATE: 3/01/2025 THRU 3/31/2025

-----  
PAYROLL SELECTION

PAYROLL EXPENSES: NO  
EXPENSE TYPE: N/A  
CHECK DATE: 0/00/0000 THRU 99/99/9999

-----  
PRINT OPTIONS

PRINT DATE: Check Date  
SEQUENCE: By Vendor Sort  
DESCRIPTION: Distribution  
GL ACCTS: NO  
REPORT TITLE: B O A R D R E P O R T  
SIGNATURE LINES: 0

-----  
PACKET OPTIONS

INCLUDE REFUNDS: YES  
INCLUDE OPEN ITEM:NO

-----





## **Quarterly Treasurer's Report**

*Fiscal Year Ending December 31, 2025*

**First Quarter**

**Presented To:** Finance Committee and Park Commissioners

**From:** Lisa Scumaci, Director of Finance & IT



The following is the **Quarterly Treasurer's Report** for the Carol Stream Park District for the first quarter of fiscal year ending December 31, 2025.

### Current Fund Balance

**Refer to Chart A**

- The opening fund balances represent unaudited values.
- The ancillary funds (Paving, FICA, Audit, Liability, and IMRF) are charted as part of the Corporate Fund. The District is still required to 'levy' by fund, but will record and hold the dollars in one Corporate Fund.
- The First Quarter **Combined Fund Balance is \$5,551,847**. This includes all operating, restricted use funds, the balance of the bond proceeds, capital, and repair & replacement dollars.
  - The first quarter ending fund balance for all **Operating Funds is \$3,608,167**. This compares favorably to the 2024 first quarter ending balance of \$3,559,221. Operating funds include:

<i>Corporate/Corporate R&amp;R</i>	<i>FICA</i>
<i>Recreation/Recreation R&amp;R</i>	<i>Audit</i>
<i>Paving &amp; Lighting</i>	<i>IMRF</i>
<i>Liability</i>	

- The **Year-to-Date (YTD) change in the Operating Fund Balance** from beginning balances reflects a decrease of \$819,710; this compares slightly less favorable to the first quarter decrease of \$1,290,865 in 2024 (\$790,865 without the \$500,000 transfer to Capital) and the decrease of \$689,367 in 2023.
  - First Quarter typically performs at a loss.
  - The difference is mostly due to \$26,848 in Recreation repair & replacement purchases completed in early 2025 compared to none in 2024.
- Total **Capital Dollars** available are \$168,685.



Carol Stream Park District

(Chart A)

Current Fund Balance

**1st Quarter - Fiscal Year Ending 12/31/25**

	Corporate Fund (Includes Corp R&R, and Ancillary Funds)							Recreation		Restricted Use / Cap Exempt Funds							Total
	Admin Fund 10	Corp R&R Fund 11	Paving Fund 21	FICA Fund 22	Audit Fund 23	Liability Fund 24	IMRF Fund 26	Rec R&R Fund 12	Recreation Fund 20	Spec Rec Fund 25	Working Cash Fund 29	Bond & Int Fund 30	Cap Impr Fund 32	Cash In Lieu Fund 35	Capital Fund 42		
1/1/25 Bal: By Fund	\$ 1,169,981.46	\$ 165,555.16	\$ 96,647.82	\$ 128,348.50	\$ 8,806.46	\$ 113,308.69	\$ 127,572.51	\$ 653,094.54	\$ 1,964,561.35	\$ 39,031.11	\$ 100,000.00	\$ 1,602,430.98	\$ 728,478.60	\$ 41,642.26	\$ (200,841.26)	\$ 6,738,618.18	
1/1/25 Bal: Combined Funds	\$ 1,810,220.60								\$ 2,617,655.89								
Fund Balance	\$ 1,644,665	\$ 165,555						\$ 653,095	\$ 1,964,561	\$ 39,031	\$ 100,000	\$ 1,602,431	\$ 728,479	\$ 41,642	\$ (200,841)	\$ 6,738,618	
January Net	\$ (257,876)	\$ 2,083	\$ -	\$ -	\$ -	\$ -	\$ -	\$ 8,214	\$ (35,141)	\$ (4,120)	\$ -	\$ -	\$ (117,005)	\$ 3,120	\$ (200,000)	\$ (600,724)	
Fund Balance 1/31	\$ 1,386,790	\$ 167,639	\$ -	\$ -	\$ -	\$ -	\$ -	\$ 661,308	\$ 1,929,420	\$ 34,911	\$ 100,000	\$ 1,602,431	\$ 611,474	\$ 44,762	\$ (400,841)	\$ 6,137,894	
February Net	\$ (173,828)	\$ 2,083	\$ -	\$ -	\$ -	\$ -	\$ -	\$ (7,198)	\$ (137,798)	\$ (1,729)	\$ -	\$ -	\$ (28,375)	\$ -	\$ -	\$ (346,844)	
Fund Balance 2/28	\$ 1,212,962	\$ 169,722	\$ -	\$ -	\$ -	\$ -	\$ -	\$ 654,111	\$ 1,791,622	\$ 33,183	\$ 100,000	\$ 1,602,431	\$ 583,099	\$ 44,762	\$ (400,841)	\$ 5,791,050	
March Net	\$ (209,720)	\$ 2,084	\$ -	\$ -	\$ -	\$ -	\$ -	\$ (1,564)	\$ (11,050)	\$ (1,548)	\$ -	\$ (3,833)	\$ (13,572)	\$ -	\$ -	\$ (239,203)	
Fund Balance 3/31	\$ 1,003,241	\$ 171,806	\$ -	\$ -	\$ -	\$ -	\$ -	\$ 652,547	\$ 1,780,572	\$ 31,635	\$ 100,000	\$ 1,598,598	\$ 569,526	\$ 44,762	\$ (400,841)	\$ 5,551,847	
April Net	\$ -	\$ -	\$ -	\$ -	\$ -	\$ -	\$ -	\$ -	\$ -	\$ -	\$ -	\$ -	\$ -	\$ -	\$ -	\$ -	
Fund Balance 4/30	\$ 1,003,241	\$ 171,806	\$ -	\$ -	\$ -	\$ -	\$ -	\$ 652,547	\$ 1,780,572	\$ 31,635	\$ 100,000	\$ 1,598,598	\$ 569,526	\$ 44,762	\$ (400,841)	\$ 5,551,847	
May Net	\$ -	\$ -	\$ -	\$ -	\$ -	\$ -	\$ -	\$ -	\$ -	\$ -	\$ -	\$ -	\$ -	\$ -	\$ -	\$ -	
Fund Balance 5/31	\$ 1,003,241	\$ 171,806	\$ -	\$ -	\$ -	\$ -	\$ -	\$ 652,547	\$ 1,780,572	\$ 31,635	\$ 100,000	\$ 1,598,598	\$ 569,526	\$ 44,762	\$ (400,841)	\$ 5,551,847	
June Net	\$ -	\$ -	\$ -	\$ -	\$ -	\$ -	\$ -	\$ -	\$ -	\$ -	\$ -	\$ -	\$ -	\$ -	\$ -	\$ -	
Fund Balance 6/30	\$ 1,003,241	\$ 171,806	\$ -	\$ -	\$ -	\$ -	\$ -	\$ 652,547	\$ 1,780,572	\$ 31,635	\$ 100,000	\$ 1,598,598	\$ 569,526	\$ 44,762	\$ (400,841)	\$ 5,551,847	
July Net	\$ -	\$ -	\$ -	\$ -	\$ -	\$ -	\$ -	\$ -	\$ -	\$ -	\$ -	\$ -	\$ -	\$ -	\$ -	\$ -	
Fund Balance 7/31	\$ 1,003,241	\$ 171,806	\$ -	\$ -	\$ -	\$ -	\$ -	\$ 652,547	\$ 1,780,572	\$ 31,635	\$ 100,000	\$ 1,598,598	\$ 569,526	\$ 44,762	\$ (400,841)	\$ 5,551,847	
August Net	\$ -	\$ -	\$ -	\$ -	\$ -	\$ -	\$ -	\$ -	\$ -	\$ -	\$ -	\$ -	\$ -	\$ -	\$ -	\$ -	
Fund Balance 8/31	\$ 1,003,241	\$ 171,806	\$ -	\$ -	\$ -	\$ -	\$ -	\$ 652,547	\$ 1,780,572	\$ 31,635	\$ 100,000	\$ 1,598,598	\$ 569,526	\$ 44,762	\$ (400,841)	\$ 5,551,847	
September Net	\$ -	\$ -	\$ -	\$ -	\$ -	\$ -	\$ -	\$ -	\$ -	\$ -	\$ -	\$ -	\$ -	\$ -	\$ -	\$ -	
Fund Balance 9/30	\$ 1,003,241	\$ 171,806	\$ -	\$ -	\$ -	\$ -	\$ -	\$ 652,547	\$ 1,780,572	\$ 31,635	\$ 100,000	\$ 1,598,598	\$ 569,526	\$ 44,762	\$ (400,841)	\$ 5,551,847	
October Net	\$ -	\$ -	\$ -	\$ -	\$ -	\$ -	\$ -	\$ -	\$ -	\$ -	\$ -	\$ -	\$ -	\$ -	\$ -	\$ -	
Fund Balance 10/31	\$ 1,003,241	\$ 171,806	\$ -	\$ -	\$ -	\$ -	\$ -	\$ 652,547	\$ 1,780,572	\$ 31,635	\$ 100,000	\$ 1,598,598	\$ 569,526	\$ 44,762	\$ (400,841)	\$ 5,551,847	
November Net	\$ -	\$ -	\$ -	\$ -	\$ -	\$ -	\$ -	\$ -	\$ -	\$ -	\$ -	\$ -	\$ -	\$ -	\$ -	\$ -	
Fund Balance 11/30	\$ 1,003,241	\$ 171,806	\$ -	\$ -	\$ -	\$ -	\$ -	\$ 652,547	\$ 1,780,572	\$ 31,635	\$ 100,000	\$ 1,598,598	\$ 569,526	\$ 44,762	\$ (400,841)	\$ 5,551,847	
December Net	\$ -	\$ -	\$ -	\$ -	\$ -	\$ -	\$ -	\$ -	\$ -	\$ -	\$ -	\$ -	\$ -	\$ -	\$ -	\$ -	
YTD Fund Balance	\$ 1,003,241	\$ 171,806	\$ -	\$ -	\$ -	\$ -	\$ -	\$ 652,547	\$ 1,780,572	\$ 31,635	\$ 100,000	\$ 1,598,598	\$ 569,526	\$ 44,762	\$ (400,841)	\$ 5,551,847	
	Corporate/CorpR&R/Ancillary							Recreation/RecR&R									
YTD Combined Fund Balance:	\$ 1,175,048							\$ 2,433,119									
	Fund 10	Fund 11	Fund 21	Fund 22	Fund 23	Fund 24	Fund 26	Fund 12	Fund 20	Fund 25	Fund 29	Fund 30	Fund 32	Fund 35	Fund 42		
Budgeted Ending Bal - CORP	\$ 1,179,600	\$ 214,555	\$ 26,648	\$ 131,466	\$ 7,436	\$ 55,417	\$ 131,555	\$ 781,143	\$ 1,972,062	\$ 41,921	\$ 100,000	\$ 1,561,955	\$ 393,479	\$ 41,642.26	\$ 9,158.74	\$ 6,648,036	
Budgeted Ending Bal - CORP & ANCILLARY	\$ 1,746,676							\$ 2,753,204									
Target of 5/12	\$ 1,107,112	\$ 200,000	per plans	\$ 157,035	\$ 11,821	\$ 97,663	\$ 138,341	\$ 500,000	\$ 2,934,400	per plans	\$ 100,000	per debt	per plans	per plans	per plans		

\* Target Balance for Compined Corporate and Ancillary Funds is: \$ 1,711,971

Operating Fund Beg Balance: \$ 4,427,876  
Operating Fund End Balance: \$ 3,608,167  
Change in Operating Balance: \$ (819,710)

Capital Fund Beg Balance: \$ 527,637  
Capital Fund End Balance: \$ 168,685  
Change in Capital Balance: \$ (358,952)

Cap Exempt Funds Beg Balance: \$ 2,310,742  
Cap Exempt Funds End Balance: \$ 1,943,680  
Change in Cap Exempt Balance: \$ (367,062)

Fund Beg Balance: \$ 6,738,618  
Fund End Balance: \$ 5,551,847  
Change in Fund Balance: \$ (1,186,772)

**Year-to-Date (YTD) Revenues and Expenses – Monthly Comparison – ALL FUNDS****Refer to Chart B**

- This chart includes revenue, expense and net performance totals for ALL FUNDS – therefore, operating dollars, capital dollars, cap-exempt (bond & interest dollars), and special recreation dollars are included in the totals.
- Not all funds have the same goals or ‘targets’. While capital funds (specifically bond proceeds) are intentionally spent down and will result in a negative net.
- **First Quarter net performance including all funds is (\$1,186,772)**
  - First quarter performance is typically negative unless there has been a bond issuance.
  - Comparison to 2024 is impacted by various 2024 reversals of 2023 year end Community Park expense accruals over \$1 million, as well as \$250,000 in 2024 year end Walter Park & Pickleball grant accruals reversed in early 2025.
  - Without these accruals/reversals, the net performance would present as (\$936,772).



**Carol Stream Park District**  
**YTD Revenue & Expense - Monthly Comparison**  
**1st Quarter - Fiscal Year Ending 12/31/25**

(Chart B)

ALL FUNDS - Corresponds to Chart B-1

Fiscal Year		January	February	March	1st Quarter Totals	2nd Quarter Totals	3rd Quarter Totals	4th Quarter Totals	YTD TOTAL
2016	Revenue	\$ 710,463	\$ 344,520	\$ 405,633	\$ 1,460,617	\$ 5,532,006	\$ 4,724,822	\$ 1,309,084	\$ 13,026,529
	Expense	\$ 587,155	\$ 674,357	\$ 717,493	\$ 1,979,005	\$ 3,297,933	\$ 3,577,429	\$ 5,569,431	\$ 14,423,798
	Net	\$ 123,308	\$ (329,837)	\$ (311,859)	\$ (518,388)	\$ 2,234,073	\$ 1,147,393	\$ (4,260,347)	\$ (1,397,269)
2017	Revenue	\$ 325,839	\$ 311,796	\$ 355,302	\$ 992,937	\$ 5,948,022	\$ 5,396,347	\$ 1,243,254	\$ 13,580,560
	Expense	\$ 506,518	\$ 684,417	\$ 759,037	\$ 1,949,971	\$ 3,673,264	\$ 2,937,513	\$ 5,602,312	\$ 14,163,060
	Net	\$ (180,679)	\$ (372,621)	\$ (403,735)	\$ (957,034)	\$ 2,274,759	\$ 2,458,834	\$ (4,359,058)	\$ (582,500)
2018	Revenue	\$ 348,091	\$ 339,526	\$ 344,109	\$ 1,031,725	\$ 6,207,035	\$ 5,388,057	\$ 1,349,138	\$ 13,975,955
	Expense	\$ 500,709	\$ 570,658	\$ 726,143	\$ 1,797,510	\$ 3,347,702	\$ 2,598,391	\$ 6,016,961	\$ 13,760,564
	Net	\$ (152,618)	\$ (231,132)	\$ (382,034)	\$ (765,785)	\$ 2,859,333	\$ 2,789,666	\$ (4,667,823)	\$ 215,391
2019	Revenue	\$ 341,276	\$ 345,895	\$ 361,132	\$ 1,048,303	\$ 6,199,885	\$ 5,795,670	\$ 1,442,013	\$ 14,485,871
	Expense	\$ 412,105	\$ 588,760	\$ 679,132	\$ 1,679,997	\$ 3,831,956	\$ 2,852,295	\$ 6,354,980	\$ 14,719,228
	Net	\$ (70,829)	\$ (242,865)	\$ (318,000)	\$ (631,694)	\$ 2,367,929	\$ 2,943,375	\$ (4,912,967)	\$ (233,357)
2020	Revenue	\$ 353,030	\$ 590,386	\$ 75,581	\$ 1,018,997	\$ 4,990,270	\$ 4,939,804	\$ 826,318	\$ 11,775,390
	Expense	\$ 431,256	\$ 651,719	\$ 565,918	\$ 1,648,893	\$ 2,332,723	\$ 1,748,726	\$ 6,140,567	\$ 11,870,908
	Net	\$ (78,226)	\$ (61,333)	\$ (490,336)	\$ (629,896)	\$ 2,657,547	\$ 3,191,078	\$ (5,314,248)	\$ (95,518)
2021	Revenue	\$ 149,816	\$ 167,387	\$ 193,591	\$ 510,793	\$ 9,500,949	\$ 5,675,819	\$ 952,812	\$ 16,640,373
	Expense	\$ 305,787	\$ 434,605	\$ 457,807	\$ 1,198,200	\$ 2,705,855	\$ 2,450,729	\$ 6,410,267	\$ 12,765,051
	Net	\$ (155,971)	\$ (267,219)	\$ (264,217)	\$ (687,407)	\$ 6,795,094	\$ 3,225,090	\$ (5,457,455)	\$ 3,875,322
2022	Revenue	\$ 273,426	\$ 249,802	\$ 218,513	\$ 741,740	\$ 7,759,627	\$ 6,031,371	\$ 1,329,867	\$ 15,862,604
	Expense	\$ 392,272	\$ 548,272	\$ 583,611	\$ 1,524,154	\$ 3,489,412	\$ 2,908,450	\$ 8,225,530	\$ 16,147,546
	Net	\$ (118,846)	\$ (298,470)	\$ (365,099)	\$ (782,414)	\$ 4,270,215	\$ 3,122,920	\$ (6,895,663)	\$ (284,942)
2023	Revenue	\$ 374,243	\$ 364,362	\$ 436,339	\$ 1,174,944	\$ 7,475,911	\$ 6,867,687	\$ 1,653,849	\$ 17,172,391
	Expense	\$ 440,710	\$ 625,866	\$ 895,699	\$ 1,962,275	\$ 3,858,327	\$ 3,420,975	\$ 9,549,012	\$ 18,790,589
	Net	\$ (66,466)	\$ (261,505)	\$ (459,360)	\$ (787,331)	\$ 3,617,585	\$ 3,446,712	\$ (7,895,163)	\$ (1,618,197)
2024	Revenue	\$ 480,044	\$ 381,860	\$ 757,243	\$ 1,619,146	\$ 8,236,679	\$ 7,097,505	\$ 2,323,082	\$ 19,276,412
	Expense	\$ (785,112)	\$ 1,262,210	\$ 977,989	\$ 1,455,086	\$ 5,966,424	\$ 4,270,468	\$ 7,978,717	\$ 19,670,696
	Net	\$ 1,265,156	\$ (880,350)	\$ (220,745)	\$ 164,060	\$ 2,270,254	\$ 2,827,036	\$ (5,655,635)	\$ (394,284)
2025	Revenue	\$ 156,387	\$ 485,518	\$ 491,425	\$ 1,133,331	\$ -	\$ -	\$ -	\$ 1,133,331
	Expense	\$ 757,112	\$ 832,363	\$ 730,628	\$ 2,320,102	\$ -	\$ -	\$ -	\$ 2,320,102
	Net	\$ (600,724)	\$ (346,844)	\$ (239,203)	\$ (1,186,772)	\$ -	\$ -	\$ -	\$ (1,186,772)



## Year-to-Date (YTD) Revenue and Expenses Compared to Budget – ALL FUNDS

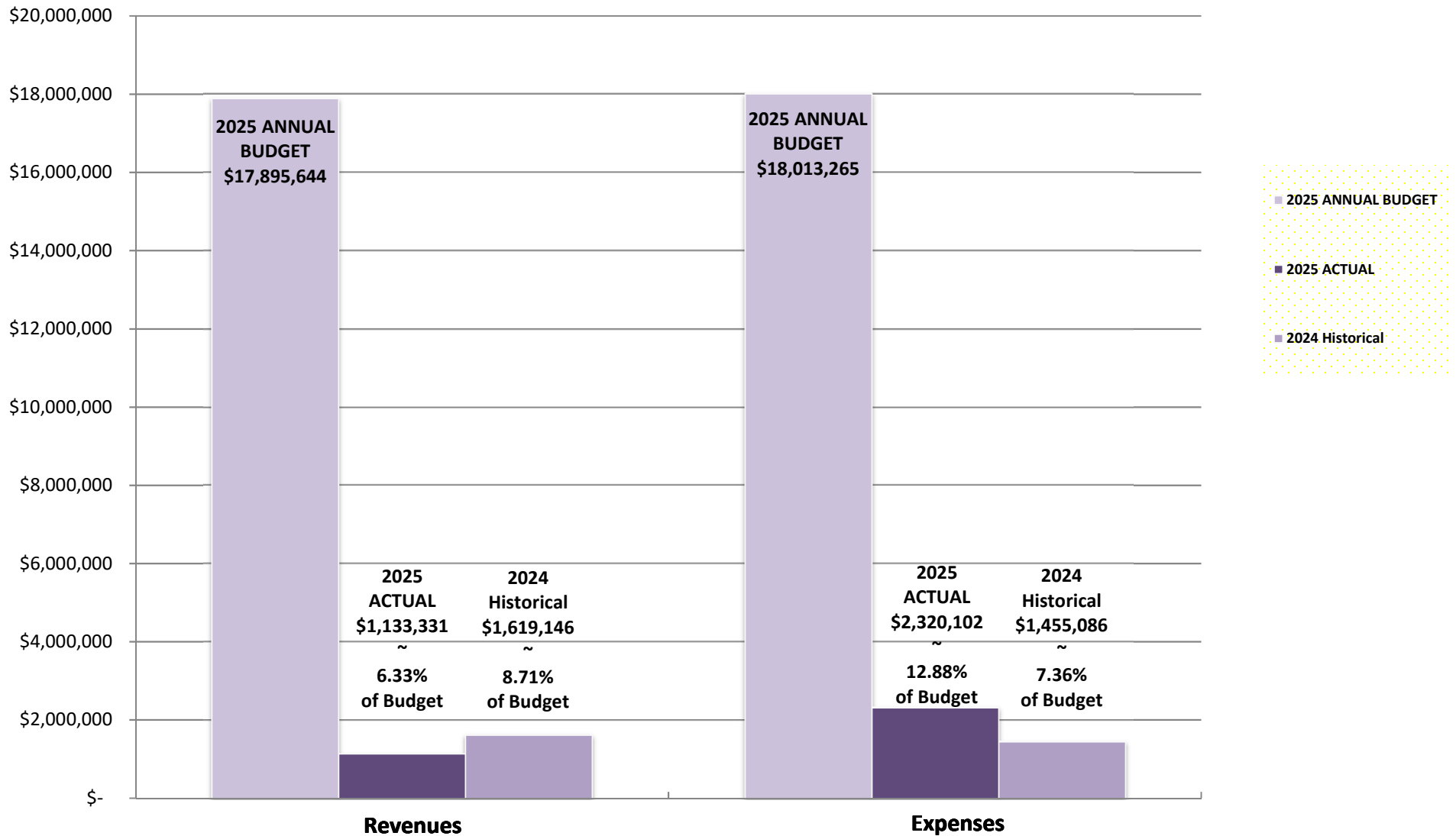
*Refer to Chart B-1*

- Similar to the spreadsheet in Chart B, this chart includes Year-to-Date performance compared to budget and includes ALL FUNDS. It also provides the percentage (%) of the budget. Comparative information for 2024 is included for reference.
- This chart reflects Operating, Capital, Cap-Exempt, and Special Recreation revenues and expenses.
- 2025 Year-to-Date revenue is 6.33% of the annual budget, with expenses at 12.88% of the annual budget.
  - 2025 revenue is less due to the \$500,000 operational transfer to capital in 2024.
  - 2025 expense is more due to the \$1,000,000 2024 audit accrual reversal for Community Park expenses.



**Carol Stream Park District**  
**YTD Revenue & Expense as % of Budget**  
**1st Quarter - Fiscal Year Ending 12/31/25**  
**ALL FUNDS**

*(Chart B-1)*



**Year-to-Date (YTD) Revenue and Expenses – Monthly Comparison – OPERATING FUNDS****Refer to Chart C**

- This chart includes **current and historical revenue, expense, and net performance for Operating Funds**:
  - Corporate
  - Corporate Repair & Replacement
  - Recreation Repair & Replacement
  - Recreation
  - Paving & Lighting
  - FICA
  - Audit
  - Liability
  - IMRF
- **First Quarter net performance for Operating Funds is (\$819,710)**
  - The first quarter typically nets negative performance.
  - First quarter performance is comparable to 2024 when removing the \$500,000 transfer from the Corporate Fund to the new Capital Improvement Fund in early 2024.





**Carol Stream Park District**  
**YTD Revenues & Expense - Monthly Comparisons**  
**1st Quarter - Fiscal Year Ending 12/31/2025**

**(Chart C)**

**OPERATING FUNDS - Corresponds to Charts C-1, C-2, C-3**

Fiscal Year		January	February	March	1st Quarter Totals	1st Qtr % of Annual Budget	2nd Quarter Totals	3rd Quarter Totals	4th Quarter Totals	YTD Total	YTD % of Annual Budget	Annual Operating Budget
2016	Revenue	\$ 710,348	\$ 339,270	\$ 405,537	\$ 1,455,155	17.2%	\$ 3,114,762	\$ 2,637,240	\$ 977,817	\$ 8,184,973	96.8%	\$ 8,452,124
	Expense	\$ 521,855	\$ 563,424	\$ 579,825	\$ 1,665,103	19.7%	\$ 1,803,999	\$ 2,556,806	\$ 1,935,041	\$ 7,960,948	94.2%	\$ 8,448,387
	Net	\$ 188,493	\$ (224,154)	\$ (174,287)	\$ (209,948)		\$ 1,310,764	\$ 80,434	\$ (957,225)	\$ 224,025		\$ 3,737
2017	Revenue	\$ 320,544	\$ 309,710	\$ 354,878	\$ 985,131	11.6%	\$ 3,366,856	\$ 3,063,935	\$ 1,096,203	\$ 8,512,125	99.9%	\$ 8,524,852
	Expense	\$ 498,346	\$ 571,503	\$ 638,604	\$ 1,708,453	19.8%	\$ 2,096,096	\$ 2,345,189	\$ 2,042,134	\$ 8,191,871	95.1%	\$ 8,614,925
	Net	\$ (177,802)	\$ (261,793)	\$ (283,726)	\$ (723,322)		\$ 1,270,761	\$ 718,746	\$ (945,931)	\$ 320,254		\$ (90,073)
2018	Revenue	\$ 344,525	\$ 335,699	\$ 343,621	\$ 1,023,845	12.0%	\$ 3,407,818	\$ 3,115,869	\$ 1,094,630	\$ 8,642,163	101.3%	\$ 8,530,595
	Expense	\$ 486,190	\$ 550,833	\$ 628,240	\$ 1,665,262	19.0%	\$ 2,165,679	\$ 2,205,213	\$ 2,123,397	\$ 8,159,551	93.3%	\$ 8,746,759
	Net	\$ (141,665)	\$ (215,133)	\$ (284,619)	\$ (641,417)		\$ 1,242,139	\$ 910,657	\$ (1,028,766)	\$ 482,612		\$ (216,164)
2019	Revenue	\$ 338,554	\$ 340,259	\$ 352,517	\$ 1,031,330	11.8%	\$ 3,438,917	\$ 3,154,418	\$ 1,130,129	\$ 8,754,795	99.8%	\$ 8,770,170
	Expense	\$ 390,003	\$ 534,961	\$ 635,293	\$ 1,560,257	18.4%	\$ 2,291,653	\$ 2,289,592	\$ 2,219,138	\$ 8,360,641	98.4%	\$ 8,494,828
	Net	\$ (51,449)	\$ (194,702)	\$ (282,777)	\$ (528,927)		\$ 1,147,264	\$ 864,826	\$ (1,089,009)	\$ 394,154		\$ 275,342
2020	Revenue	\$ 350,535	\$ 407,495	\$ 247,877	\$ 1,005,907	11.0%	\$ 2,114,520	\$ 2,379,617	\$ 549,709	\$ 6,049,752	66.4%	\$ 9,114,321
	Expense	\$ 404,160	\$ 624,953	\$ 560,783	\$ 1,589,896	17.8%	\$ 1,115,594	\$ 1,457,462	\$ 1,723,063	\$ 5,886,016	66.0%	\$ 8,911,720
	Net	\$ (53,625)	\$ (217,458)	\$ (312,906)	\$ (583,989)		\$ 998,925	\$ 922,155	\$ (1,173,355)	\$ 163,736		\$ 202,601
2021	Revenue	\$ 129,714	\$ 160,521	\$ 193,582	\$ 483,818	7.1%	\$ 3,096,471	\$ 3,134,603	\$ 864,629	\$ 7,579,520	110.9%	\$ 6,832,856
	Expense	\$ 267,883	\$ 391,555	\$ 411,960	\$ 1,071,398	15.8%	\$ 1,776,161	\$ 1,881,839	\$ 1,906,484	\$ 6,635,882	98.1%	\$ 6,766,380
	Net	\$ (138,169)	\$ (231,034)	\$ (218,377)	\$ (587,580)		\$ 1,320,310	\$ 1,252,765	\$ (1,041,856)	\$ 943,639		\$ 66,476
2022	Revenue	\$ 273,343	\$ 249,727	\$ 325,484	\$ 848,554	10.4%	\$ 3,797,981	\$ 3,266,837	\$ 1,175,042	\$ 9,088,414	111.9%	\$ 8,121,516
	Expense	\$ 354,502	\$ 487,885	\$ 562,975	\$ 1,405,363	17.7%	\$ 2,248,082	\$ 2,481,771	\$ 1,929,830	\$ 8,065,046	101.7%	\$ 7,930,019
	Net	\$ (81,160)	\$ (238,158)	\$ (237,492)	\$ (556,809)		\$ 1,549,898	\$ 785,066	\$ (754,787)	\$ 1,023,368		\$ 191,497
2023	Revenue	\$ 367,441	\$ 345,978	\$ 425,158	\$ 1,138,577	12.1%	\$ 4,177,316	\$ 3,754,164	\$ 1,294,975	\$ 10,365,032	109.7%	\$ 9,444,278
	Expense	\$ 410,203	\$ 569,946	\$ 847,795	\$ 1,827,944	19.9%	\$ 2,394,193	\$ 2,936,014	\$ 2,302,504	\$ 9,460,656	103.0%	\$ 9,183,818
	Net	\$ (42,762)	\$ (223,968)	\$ (422,637)	\$ (689,367)		\$ 1,783,123	\$ 818,149	\$ (1,007,530)	\$ 904,376		\$ 260,460
2024	Revenue	\$ 350,035	\$ 375,714	\$ 551,857	\$ 1,277,607	12.4%	\$ 4,423,275	\$ 3,980,782	\$ 1,358,559	\$ 11,040,222	106.8%	\$ 10,337,230
	Expense	\$ 964,299	\$ 666,253	\$ 937,921	\$ 2,568,472	23.7%	\$ 2,769,592	\$ 3,212,509	\$ 2,918,876	\$ 11,469,450	105.7%	\$ 10,847,335
	Net	\$ (614,263)	\$ (290,539)	\$ (386,063)	\$ (1,290,865)		\$ 1,653,683	\$ 768,273	\$ (1,560,318)	\$ (429,228)		\$ (510,105)
2025	Revenue	\$ 399,793	\$ 484,730	\$ 490,431	\$ 1,374,954	12.5%	\$ -	\$ -	\$ -	\$ 1,374,954	12.5%	\$ 10,962,484
	Expense	\$ 682,512	\$ 801,471	\$ 710,681	\$ 2,194,664	20.2%	\$ -	\$ -	\$ -	\$ 2,194,664	20.2%	\$ 10,890,480
	Net	\$ (282,719)	\$ (316,741)	\$ (220,250)	\$ (819,710)		\$ -	\$ -	\$ -	\$ (819,710)		\$ 72,004

10 - Corporate & All Ancillary Funds: P&L, FICA, Audit, Liability, IMRF

11 - Corporate Repair & Replacement

12 - Recreation Repair & Replacement

20 - Recreation



### **Year-to-Date (YTD) Revenue and Expenses Compared to Budget – OPERATING FUNDS**

**Refer to Chart C-1**

- This chart compliments the preceding spreadsheet, and reflects revenue and expenses for Operating Funds.
  - YTD revenues are \$1,374,954 and represent 12.5% of the annual budget.
  - YTD expenses are \$2,194,664 and represent 20.2% of the annual budget.

### **Year-to-Date (YTD) Revenue and Expenses as a % of Budget – OPERATING FUNDS - 5 Year History**

**Refer to Chart C-2**

This chart reflects revenue and expenses for Operating Funds through the first quarter.

- The chart is strictly % based. As the annual budget targets vary from year to year, it should not be considered the only tool for measuring performance.

### **Net Performance – OPERATING FUNDS - 5 Year History (1st Quarter)**

**Refer to Chart C-3**

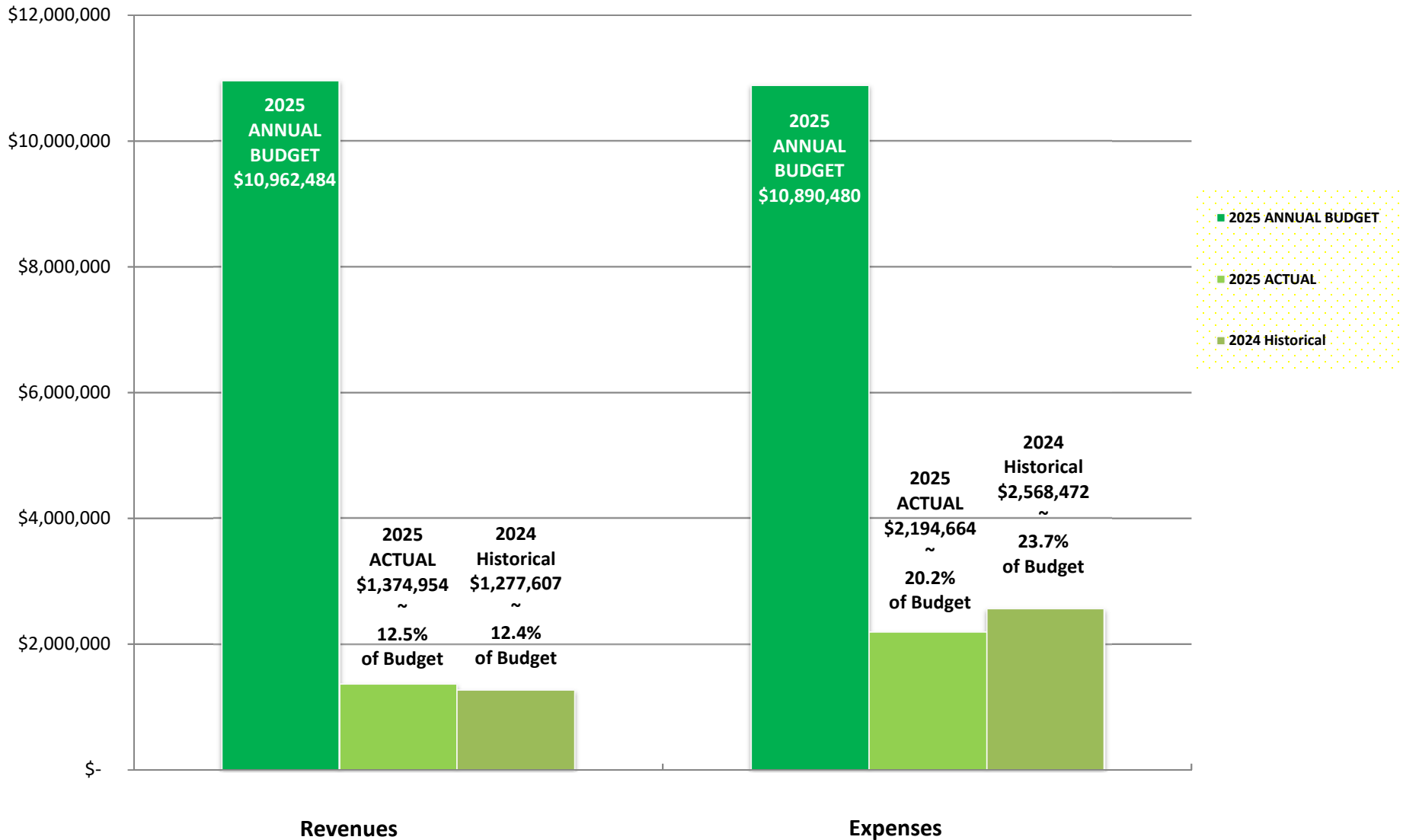
This chart reflects NET performance for Operating Funds for the 1<sup>st</sup> quarter, as well as the 1<sup>st</sup> through 4<sup>th</sup> quarters of the fiscal year.

- The chart on the left includes a 5 year history of net performance **for the first quarter** only (Jan-Feb-Mar).
- The chart on the right includes a 5 year history of net performance **through the fourth quarter** (January –December).



Carol Stream Park District  
YTD Revenue & Expense as a % Budget  
1st Quarter - Fiscal Year Ending 12/31/25  
OPERATING FUNDS

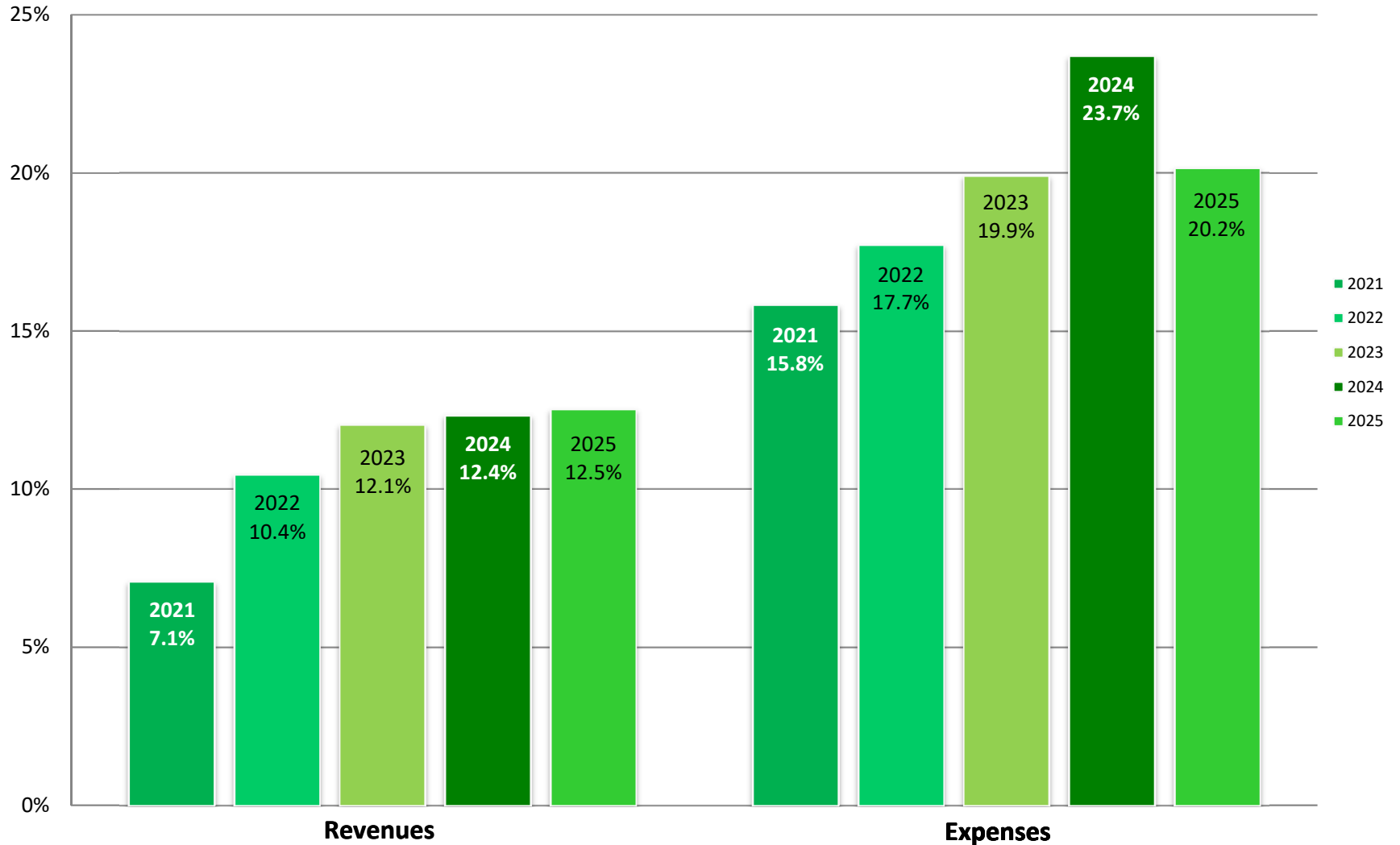
(Chart C-1)





**Carol Stream Park District**  
**YTD Revenue & Expense as a % of Budget**  
**1st Quarter - Fiscal Year Ending 12/31/25**  
**OPERATING FUNDS - 5-Year History**

*(Chart C-2)*



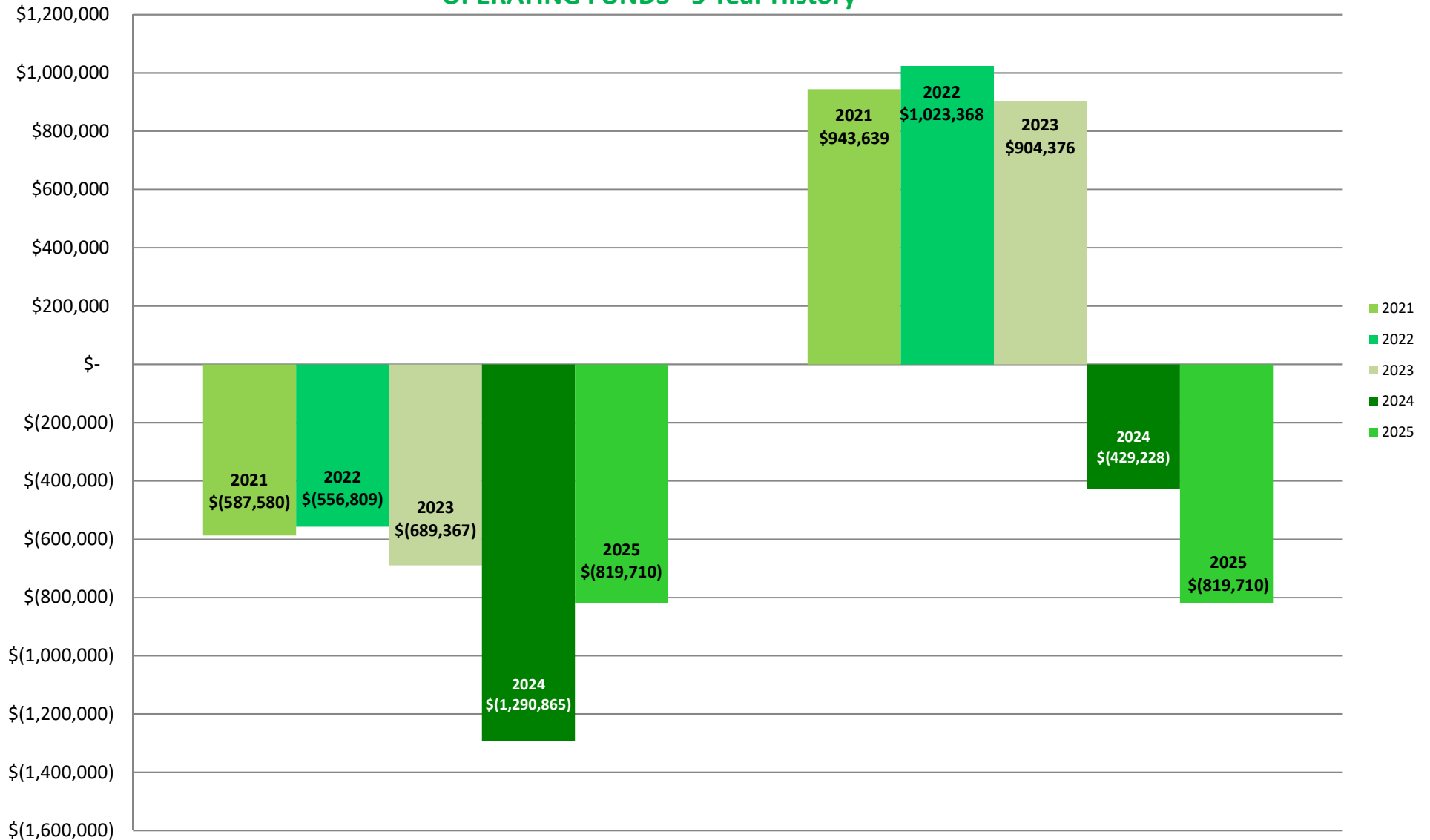


# Carol Stream Park District Net Performance

(Chart C-3)

1st Quarter vs. 1st THRU 4th YTD - Fiscal Year Ending 12/31/25

OPERATING FUNDS - 5 Year History





## Year-to-Date (YTD) Revenue and Expenses – Monthly Comparison – RECREATION FUND

*Refer to Chart D*

This chart includes revenue, expense, and net performance of only the **Recreation Fund**. Ten years of data is included.

- **First Quarter** net performance of the **Recreation Fund** (January–March) is (\$183,989).
  - First quarter net performance is typically negative.
  - There are no tax receipts during the first quarter.
  - We continue to utilize a deferred revenue charting system.
  - This quarter reflects more favorable performance compared to the same quarter in 2024, but typical.
- **Early forecasts show that a number of programs are trending 'at' or 'better than budgeted' revenue levels:**
  - Youth Theater has reached 48% of budget.
  - Gym Rentals have reached 40% of budget.
  - Youth Basketball has reached 96% of budget.
  - Youth Dodgeball has reached 85% of budget.
  - Adult Sports Leagues have reached 33% of budget.
  - Sports Instructional has reached 28% of budget.
  - Preschool has reached 34% of budget.
  - Personal Training has reached 58% of budget.
  - Gymnastics Private Lessons has reached 29% of budget.



# Carol Stream Park District

(Chart D)

## YTD Revenues & Expenses - Monthly Comparisons

1st Quarter - Fiscal Year Ending 12/31/25

RECREATION FUND - Corresponds to Charts D-1, D-2, and D-3

Fiscal Year		January	February	March	1st Quarter Totals	1st Qtr % of Annl Budget	2nd Quarter Totals	3rd Quarter Totals	4th Quarter Totals	1st-4th Qtr YTD Totals	YTD % of Annual Budget	Annual Recreation Budget
2016	Revenue	\$ 675,059	\$ 329,809	\$ 386,561	\$ 1,391,430	23.9%	\$ 1,829,597	\$ 1,494,005	\$ 829,269	\$ 5,544,301	95.4%	\$ 5,813,394
	Expense	\$ 362,168	\$ 390,886	\$ 412,563	\$ 1,165,618	20.3%	\$ 1,234,977	\$ 1,797,042	\$ 1,274,763	\$ 5,472,399	95.4%	\$ 5,738,668
	Net	\$ 312,891	\$ (61,077)	\$ (26,001)	\$ 225,812		\$ 594,620	\$ (303,037)	\$ (445,494)	\$ 71,902		\$ 74,726
2017	Revenue	\$ 297,202	\$ 290,295	\$ 330,542	\$ 918,039	15.6%	\$ 1,984,181	\$ 1,899,594	\$ 944,567	\$ 5,746,381	97.6%	\$ 5,887,257
	Expense	\$ 343,950	\$ 387,928	\$ 460,022	\$ 1,191,900	20.6%	\$ 1,441,211	\$ 1,648,279	\$ 1,366,874	\$ 5,648,265	97.8%	\$ 5,774,176
	Net	\$ (46,748)	\$ (97,633)	\$ (129,481)	\$ (273,861)		\$ 542,970	\$ 251,315	\$ (422,307)	\$ 98,117		\$ 113,081
2018	Revenue	\$ 324,979	\$ 312,395	\$ 308,583	\$ 945,957	16.2%	\$ 1,992,503	\$ 1,959,525	\$ 947,719	\$ 5,845,704	99.8%	\$ 5,856,681
	Expense	\$ 320,340	\$ 360,887	\$ 406,080	\$ 1,087,307	18.9%	\$ 1,494,465	\$ 1,628,465	\$ 1,414,627	\$ 5,624,865	97.8%	\$ 5,751,202
	Net	\$ (3,833)	\$ (17,853)	\$ (20,193)	\$ (141,350)		\$ 498,038	\$ 331,060	\$ (466,908)	\$ 220,839		\$ 105,479
2019	Revenue	\$ 314,808	\$ 316,320	\$ 333,040	\$ 964,168	16.2%	\$ 2,017,508	\$ 1,915,839	\$ 970,735	\$ 5,868,250	98.7%	\$ 5,946,852
	Expense	\$ 253,966	\$ 342,117	\$ 445,598	\$ 1,041,681	17.9%	\$ 1,563,435	\$ 1,675,741	\$ 1,470,119	\$ 5,750,976	98.7%	\$ 5,825,193
	Net	\$ 60,842	\$ (25,797)	\$ (112,559)	\$ (77,513)		\$ 454,074	\$ 240,098	\$ (499,384)	\$ 117,274		\$ 121,659
2020	Revenue	\$ 329,155	\$ 368,468	\$ 252,280	\$ 949,904	15.9%	\$ 580,324	\$ 1,028,889	\$ 395,788	\$ 2,954,905	49.5%	5,974,574
	Expense	\$ 263,409	\$ 428,741	\$ 366,643	\$ 1,058,794	17.9%	\$ 560,300	\$ 813,275	\$ 770,165	\$ 3,202,534	54.2%	5,908,337
	Net	\$ 65,746	\$ (60,273)	\$ (114,363)	\$ (108,890)		\$ 20,024	\$ 215,614	\$ (374,378)	\$ (247,629)		\$ 66,237
2021	Revenue	\$ 100,856	\$ 145,749	\$ 161,135	\$ 407,741	10.1%	\$ 1,711,044	\$ 1,863,931	\$ 762,831	\$ 4,745,546	117.3%	4,047,331
	Expense	\$ 134,342	\$ 204,810	\$ 212,782	\$ 551,933	13.7%	\$ 1,102,643	\$ 1,233,146	\$ 1,172,810	\$ 4,060,533	101.1%	4,014,876
	Net	\$ (33,486)	\$ (59,060)	\$ (51,647)	\$ (144,193)		\$ 608,401	\$ 630,785	\$ (409,980)	\$ 685,013		\$ 32,455
2022	Revenue	\$ 242,903	\$ 243,933	\$ 278,979	\$ 765,815	15.2%	\$ 2,136,488	\$ 1,896,144	\$ 962,662	\$ 5,761,109	114.3%	5,040,613
	Expense	\$ 190,473	\$ 299,286	\$ 327,693	\$ 817,452	16.5%	\$ 1,460,457	\$ 1,629,588	\$ 1,172,802	\$ 5,080,299	102.3%	4,965,582
	Net	\$ 52,430	\$ (55,352)	\$ (48,714)	\$ (51,637)		\$ 676,031	\$ 266,555	\$ (210,140)	\$ 680,810		\$ 75,032
2023	Revenue	\$ 317,834	\$ 331,562	\$ 335,679	\$ 985,075	16.8%	\$ 2,388,006	\$ 2,173,904	\$ 998,450	\$ 6,545,435	111.3%	5,880,335
	Expense	\$ 220,861	\$ 355,104	\$ 523,293	\$ 1,099,258	18.9%	\$ 1,540,046	\$ 1,966,863	\$ 1,353,336	\$ 5,959,503	102.6%	5,808,083
	Net	\$ 96,973	\$ (23,542)	\$ (187,614)	\$ (114,183)		\$ 847,960	\$ 207,041	\$ (354,887)	\$ 585,932		\$ 72,252
2024	Revenue	\$ 307,070	\$ 352,952	\$ 356,396	\$ 1,016,418	15.5%	\$ 2,554,167	\$ 2,269,468	\$ 1,102,757	\$ 6,942,811	105.7%	6,566,906
	Expense	\$ 261,448	\$ 404,372	\$ 578,510	\$ 1,244,331	19.0%	\$ 1,713,733	\$ 2,115,095	\$ 1,827,969	\$ 6,901,128	105.6%	6,537,622
	Net	\$ 45,622	\$ (51,420)	\$ (222,114)	\$ (227,912)		\$ 840,434	\$ 154,373	\$ (725,212)	\$ 41,683		\$ 29,284
2025	Revenue	\$ 351,412	\$ 403,355	\$ 437,667	\$ 1,192,434	16.9%	\$ -	\$ -	\$ -	\$ 1,192,434	16.9%	7,050,060
	Expense	\$ 386,553	\$ 541,153	\$ 448,717	\$ 1,376,423	19.5%	\$ -	\$ -	\$ -	\$ 1,376,423	19.5%	7,042,559
	Net	\$ (35,141)	\$ (137,798)	\$ (11,050)	\$ (183,989)		\$ -	\$ -	\$ -	\$ (183,989)		\$ 7,500



### **Year-to-Date Revenue and Expenses as a % of Budget – RECREATION FUND**

**Refer to Chart D-1**

This chart compliments the preceding spreadsheet, and reflects the year-to-date revenue and expenses for the Recreation Fund.

- YTD revenue is \$1,192,434 and represents 16.9% of the annual budget.
- YTD expenses are \$1,376,423 represents 19.5% of the annual budget.

### **Year-to-Date Revenue and Expenses as a % of Budget – 5 Year History**

**Refer to Chart D-2**

This chart reflects revenue and expenses for the Recreation Fund as a percentage of the budget.

- As the annual budget targets vary from year to year, so does percentage of performance.

### **Net Performance – 5 Year History (1st Quarter vs. 1<sup>st</sup>- 4<sup>th</sup> Quarter)**

**Refer to Chart D-3**

This chart reflects NET performance for the Recreation Fund.

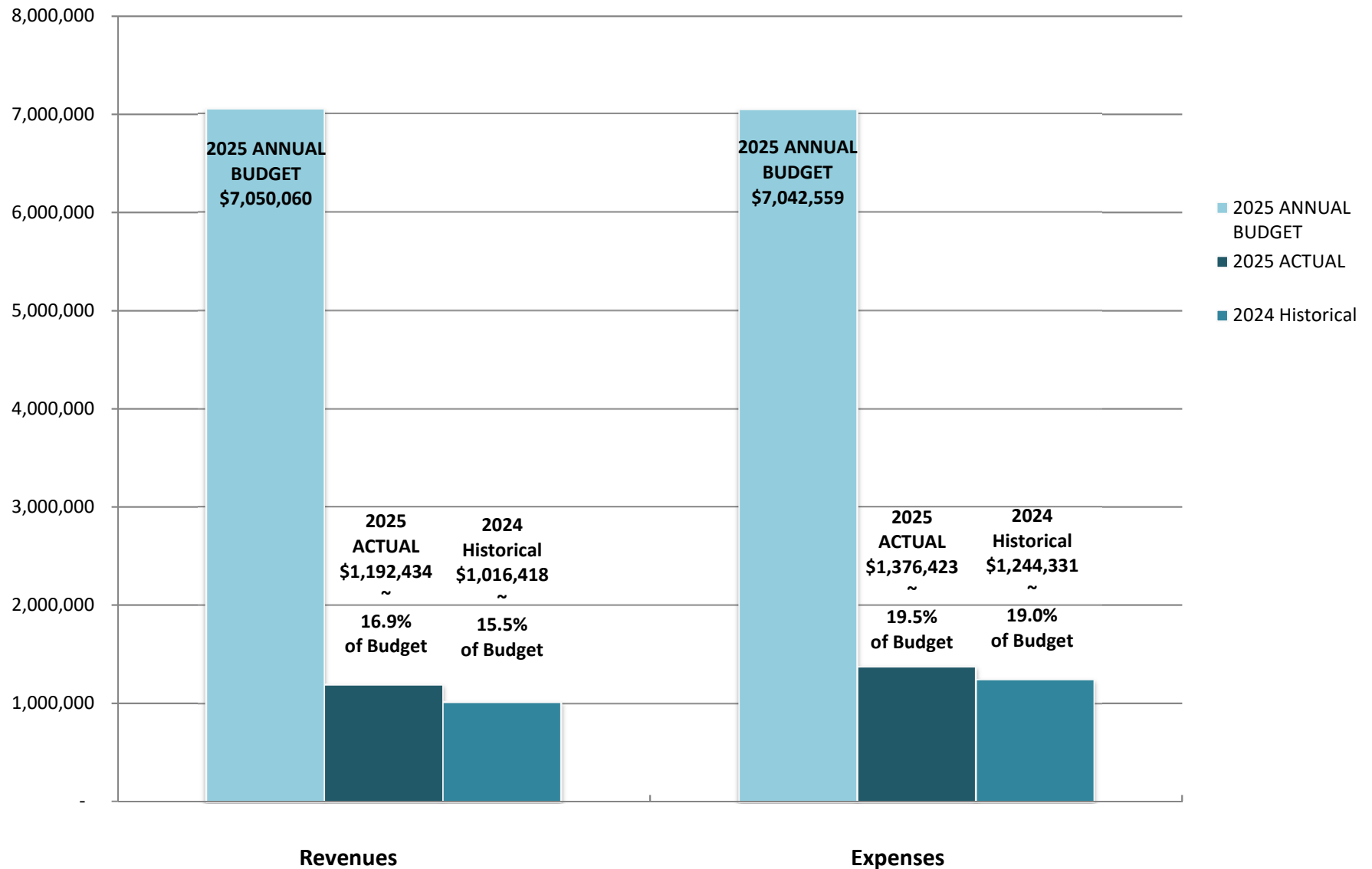
- The chart on the left includes net performance for the first quarter only (January - March).
- The chart on the right includes NET performance through the fourth quarter (January –December).





**Carol Stream Park District**  
**YTD Revenue & Expenses as a % of Budget**  
**1st Quarter - Fiscal Year Ending 12/31/25**  
**RECREATION FUND**

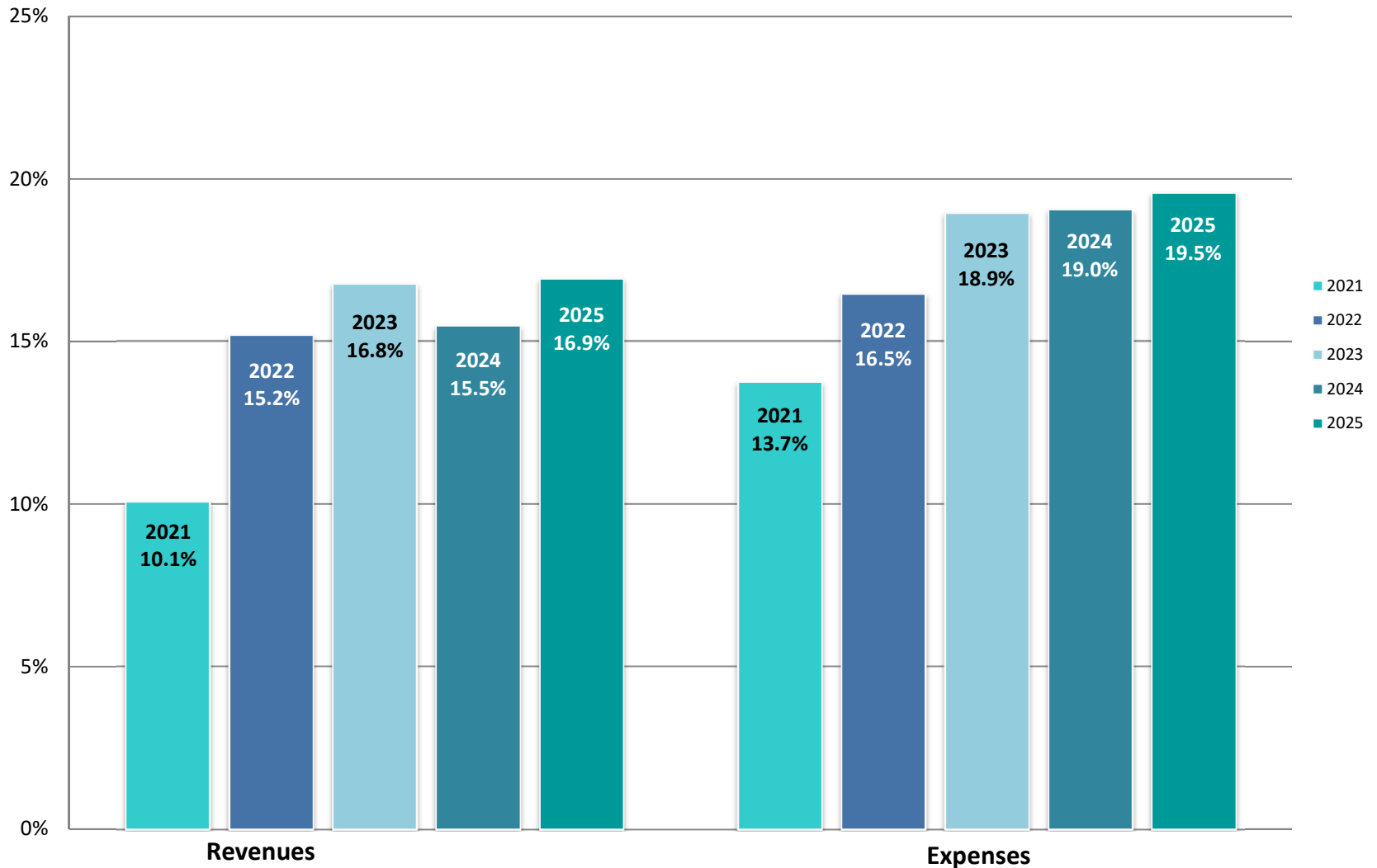
*(Chart D-1)*





**Carol Stream Park District**  
**YTD Revenue & Expense as a % of Budget**  
**1st Quarter - Fiscal Year Ending 12/31/25**  
**RECREATION FUND - 5-Year History**

*(Chart D-2)*





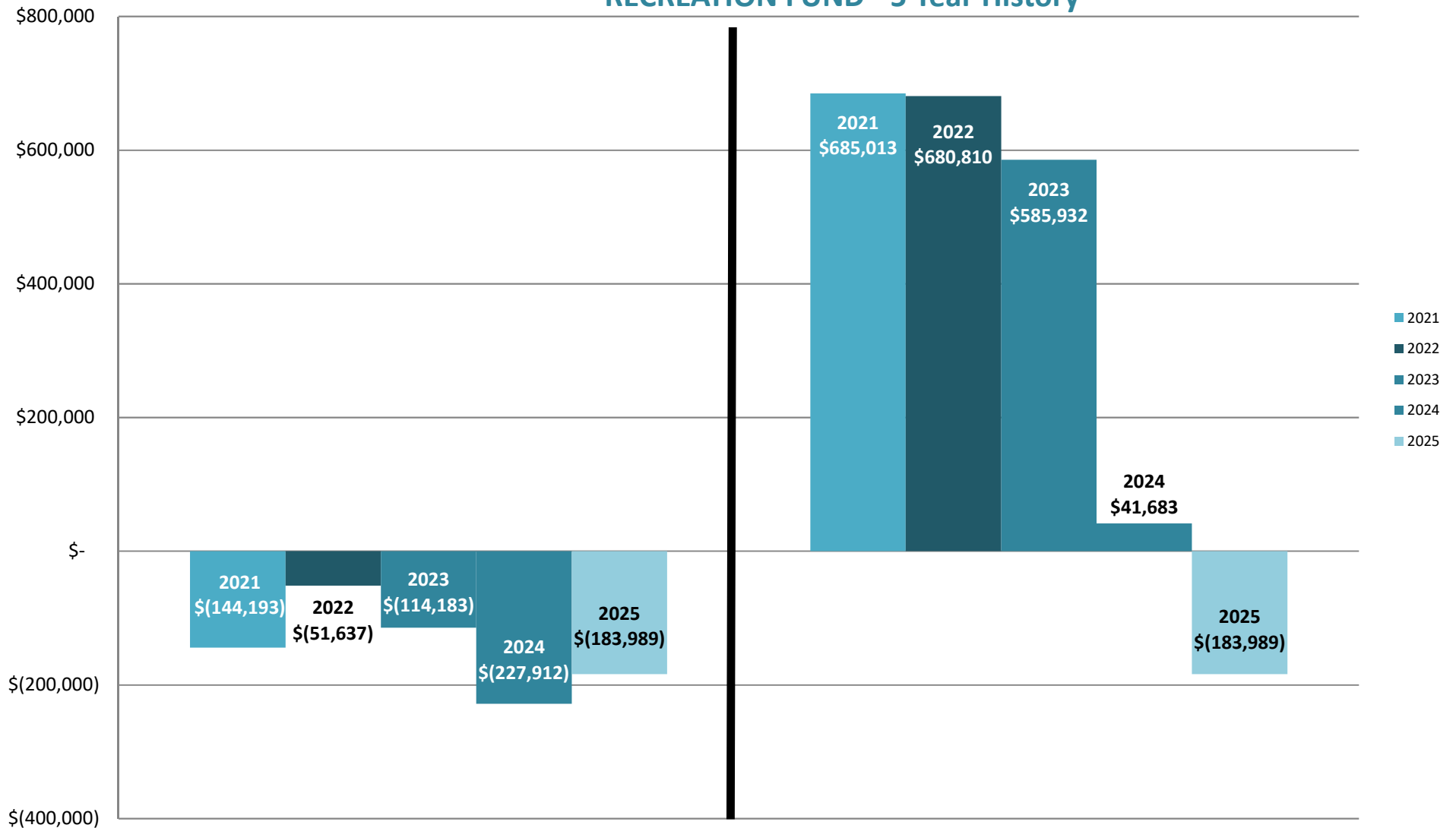
## Carol Stream Park District

(Chart D-3)

### Net Performance

1st Quarter vs 1st thru 4th Quarter - Fiscal Year Ending 12/31/25

### RECREATION FUND - 5 Year History





## Capital / Cap-Exempt / Special Recreation Revenues and Expenses – Monthly Comparison

*Refer to Chart E*

This chart includes performance for the following funds:

- Special Recreation
  - Working Cash
  - Bond & Interest
  - Capital (and Capital Repair & Replacement)
  - Cash-in-Lieu
- 
- Special Recreation is a special use (restricted) fund.
  - Capital dollars are intentionally spent down.
  - Performance is also a result of timing (when taxes are received for bond payments).

### **Bonds:**

- No bond principal or interest payments were made in the first quarter of 2025.



# Carol Stream Park District

(Chart E)

## Comparison of Monthly Capital, Cap-Exempt, & Special Recreation Funds

1st Quarter - Fiscal Year Ending 12/31/2025

Fiscal Year		January	February	March	1st Quarter Totals	2nd Quarter Totals	3rd Quarter Totals	4th Quarter Totals	YTD TOTAL
2016	Revenue	\$ 115	\$ 5,251	\$ 96	\$ 5,462	\$ 2,417,244	\$ 2,087,583	\$ 331,267	\$ 4,841,556
	Expense	\$ 65,300	\$ 110,934	\$ 137,668	\$ 313,902	\$ 1,493,934	\$ 1,020,624	\$ 3,634,390	\$ 6,462,850
	Net	\$ (65,185)	\$ (105,683)	\$ (137,572)	\$ (308,440)	\$ 923,310	\$ 1,066,959	\$ (3,303,123)	\$ (1,621,294)
2017	Revenue	\$ 5,295	\$ 2,086	\$ 424	\$ 7,805	\$ 2,581,166	\$ 2,332,412	\$ 147,052	\$ 5,068,435
	Expense	\$ 8,172	\$ 112,914	\$ 120,432	\$ 241,518	\$ 1,577,168	\$ 592,324	\$ 3,560,179	\$ 5,971,189
	Net	\$ (2,876)	\$ (110,828)	\$ (120,009)	\$ (233,713)	\$ 1,003,998	\$ 1,740,088	\$ (3,413,127)	\$ (902,754)
2018	Revenue	\$ 3,566	\$ 3,826	\$ 488	\$ 7,880	\$ 2,799,217	\$ 2,272,188	\$ 254,507	\$ 5,333,792
	Expense	\$ 14,519	\$ 19,826	\$ 97,903	\$ 132,247	\$ 1,182,023	\$ 393,179	\$ 3,893,564	\$ 5,601,013
	Net	\$ (10,954)	\$ (15,999)	\$ (97,415)	\$ (124,367)	\$ 1,617,194	\$ 1,879,009	\$ (3,639,057)	\$ (267,221)
2019	Revenue	\$ 2,721	\$ 5,636	\$ 8,615	\$ 16,972	\$ 2,760,968	\$ 2,641,252	\$ 311,884	\$ 5,731,076
	Expense	\$ 22,102	\$ 53,799	\$ 43,839	\$ 119,739	\$ 1,540,303	\$ 562,703	\$ 4,135,842	\$ 6,358,587
	Net	\$ (19,381)	\$ (48,163)	\$ (35,223)	\$ (102,767)	\$ 1,220,665	\$ 2,078,549	\$ (3,823,958)	\$ (627,511)
2020	Revenue	\$ 2,496	\$ 182,890	\$ (172,296)	\$ 13,090	\$ 2,875,751	\$ 2,560,187	\$ 276,610	\$ 5,725,638
	Expense	\$ 27,096	\$ 26,766	\$ 5,135	\$ 58,997	\$ 1,217,129	\$ 291,263	\$ 4,417,503	\$ 5,984,892
	Net	\$ (24,601)	\$ 156,125	\$ (177,431)	\$ (45,907)	\$ 1,658,622	\$ 2,268,924	\$ (4,140,893)	\$ (259,254)
2021	Revenue	\$ 20,102	\$ 6,865	\$ 8	\$ 26,976	\$ 6,404,478	\$ 2,541,216	\$ 88,183	\$ 9,060,852
	Expense	\$ 37,904	\$ 43,051	\$ 45,848	\$ 126,802	\$ 929,694	\$ 568,890	\$ 4,503,782	\$ 6,129,169
	Net	\$ (17,802)	\$ (36,185)	\$ (45,840)	\$ (99,826)	\$ 5,474,784	\$ 1,972,325	\$ (4,415,599)	\$ 2,931,684
2022	Revenue	\$ 83	\$ 75	\$ (106,971)	\$ (106,814)	\$ 3,961,646	\$ 2,764,534	\$ 154,825	\$ 6,774,191
	Expense	\$ 37,769	\$ 60,386	\$ 20,636	\$ 118,791	\$ 1,241,329	\$ 426,679	\$ 6,295,701	\$ 8,082,500
	Net	\$ (37,686)	\$ (60,312)	\$ (127,607)	\$ (225,605)	\$ 2,720,317	\$ 2,337,855	\$ (6,140,876)	\$ (1,308,309)
2023	Revenue	\$ 6,802	\$ 18,384	\$ 11,181	\$ 36,367	\$ 3,298,595	\$ 3,113,523	\$ 358,874	\$ 6,807,359
	Expense	\$ 30,507	\$ 55,920	\$ 47,904	\$ 134,332	\$ 1,464,133	\$ 484,960	\$ 7,246,507	\$ 9,329,933
	Net	\$ (23,705)	\$ (37,537)	\$ (36,723)	\$ (97,965)	\$ 1,834,461	\$ 2,628,563	\$ (6,887,633)	\$ (2,522,573)
2024	Revenue	\$ 130,008	\$ 6,146	\$ 205,386	\$ 341,540	\$ 3,813,404	\$ 3,116,723	\$ 964,524	\$ 8,236,190
	Expense	\$ (1,749,411)	\$ 595,957	\$ 40,068	\$ (1,113,386)	\$ 3,196,832	\$ 1,057,959	\$ 5,059,841	\$ 8,201,246
	Net	\$ 1,879,419	\$ (589,811)	\$ 165,318	\$ 1,454,926	\$ 616,572	\$ 2,058,764	\$ (4,095,317)	\$ 34,944
2025	Revenue	\$ (243,405)	\$ 788	\$ 994	\$ (241,623)	\$ -	\$ -	\$ -	\$ (241,623)
	Expense	\$ 74,600	\$ 30,892	\$ 19,947	\$ 125,439	\$ -	\$ -	\$ -	\$ 125,439
	Net	\$ (318,005)	\$ (30,104)	\$ (18,953)	\$ (367,062)	\$ -	\$ -	\$ -	\$ (367,062)

Capital & Cap-Exempt Funds Include: Special Recreation, Working Cash, Bond & Interest, Cash in Lieu & Capital

## Investments for Fiscal 2025

*Refer to Chart F*

The chart is a summary of the District's investments for the current fiscal year.

- There are no capital investment earnings in the first quarter. All funds have been transferred to the IPRIME Investment Shares Class Funds, which are considered Liquid Funds as required by spend-down requirements. Fund Balance investments consist of certificates of deposit and treasury bills.
- Average interest earned during the first quarter is **5.058%**.
  - The cumulative average for interest earned in 2024 was 4.856%
  - The cumulative average for interest earned in 2023 was 0.252%
  - The cumulative average for interest earned in 2021 was 0.500%
  - The cumulative average for interest earned in 2020 was 1.670%
  - The cumulative average for interest earned in 2019 was 2.342%
  - The cumulative average for interest earned in 2018 was 1.999%
  - The cumulative average for interest earned in 2017 was 1.083%
  - The cumulative average for interest earned in 2016 was 0.504%
  - The cumulative average for interest earned in 2015 was 0.403%
- Investments are scheduled in line with statutory limitations, the District's investment policy, spending needs and project schedules.



(Chart F)

**Carol Stream Park District  
Investments  
1st Quarter - Fiscal Year Ending 12/31/25**

Illinois Trust	Fund Balance Investments	TERM	RATE	2025 YTD BALANCE INVESTED/LIQUID	2025 ACTUAL INTEREST RECEIVED
Operating \$	Total Illinois Trust [Operating Funds]	Q1/25	5.058%	\$ 1,100,000.00	\$ 2,819.01
5/3 Securities	Fund Balance Investments	TERM	RATE	2025 YTD BALANCE INVESTED/LIQUID	2025 ACTUAL INTEREST RECEIVED
Operating \$	Total 5/3 Securities [Operating Funds]	Q1/25		\$ -	\$ -
	TOTAL INVESTMENTS			\$ 1,100,000.00	\$ 2,819.01
	TOTAL CAPITAL + FUND BALANCE \$			\$ 1,100,000.00	\$ 2,819.01
		Q1	avg % 5.058%	2025 YTD BALANCE INVESTED/LIQUID	2025 ACTUAL INTEREST RECEIVED



### **General/Operational Repair & Replacement Fund**

**Refer to Chart G**

- Reflects a running total of the earned revenue dollars being shifted to a **General Operational Repair & Replacement Fund** to reduce reliance on debt issuance for improvements.
- The District continues to make dedicated transfers from administration to fund Technology.
- Additional revenues include Prior Year Property Tax Refunds.
- 5-Year history shows the revenues and expenditures by category.

### **Recreation/Operational Repair & Replacement Fund**

**Refer to Chart H**

- Reflects a running total of the earned revenue dollars being shifted to a **Recreation Operational Repair & Replacement Fund** to reduce reliance on debt issuance for improvements.
- The District continues to make dedicated transfers from revenue-producing programs/services.
- Additional revenues include fitness membership enrollment fees and the annual Glenbard District 87 contribution for the FV Pool IGA.
- 5-Year history shows the revenues and expenditures by category.

### **Combined Recreation & General Operational Repair & Replacement Fund**

**Refer to Chart I**

- Snapshot of the audited beginning balances of both the General and Recreational Repair & Replacement Funds.
  - Balance of the General Operational R&R Fund is \$171,806.30.
  - Balance of the Recreation Operational R&R Fund is \$652,546.68.



<b>Carol Stream Park District Corporate Operational Repair &amp; Replacement</b>					
Account Description Fund GL #	General 11-7XX	Bark Park 11-724	IT Replace / Summary 11-713	ENDING BALANCE	AS OF 3/31/2025
12/31/2020	55,780.19	4,205.40	53,950.00	113,935.59	EB 2020
Revenues	933.07	3,000.00	-	3,933.07	Revenues
Expenditures	-	(1,856.67)	-	(1,856.67)	Expenditures
12/31/2021	56,713.26	5,348.73	53,950.00	116,011.99	EB 2021
Revenues	3,479.91	1,400.00	17,835.14	22,715.05	Revenues
Expenditures	-	-	-	-	Expenditures
12/31/2022	60,193.17	6,748.73	71,785.14	138,727.04	EB 2022
Revenues	13,203.46	1,290.00	49,423.10	63,916.56	Revenues
Expenditures	-	-	(9,302.91)	(9,302.91)	Expenditures
12/31/2023	73,396.63	8,038.73	111,905.33	193,340.69	EB 2023
Revenues	2,809.82	960.00	54,694.23	58,464.05	Revenues
Expenditures	(10,500.00)	-	(75,749.58)	(86,249.58)	Expenditures
12/31/2024	65,706.45	8,998.73	90,849.98	165,555.16	EB 2024
Revenues	-	-	6,251.14	6,251.14	Revenues
Expenditures	-	-	-	-	Expenditures
12/31/2025	65,706.45	8,998.73	97,101.12	171,806.30	EB 2025

<b>Carol Stream Park District Recreation Operational Repair/Replacement</b>														
	Program Surcharge & Preschool	CSYFA / GBN Turf	R/R - Gym Rentals	R/R - FVRC/SRC Rentals	D87 IGA / FVRC Pool	R/R - FVRC Pool/Swim Lessons	R/R - Fitness	R/R - CCWP	R/R - McCaslin /Fields	R/R - CCMG	R/R - Concessions - McCaslin	R/R - Sponsorship /Advertising	Totals	AS OF
	12-413/7XX	12-702	12-745	12-743/744	12-748	12-748/750	12-749	12-753	12-760/702	12-761	12-791	12-795		3/31/2025
<b>12/31/2020</b>	<b>41,012.84</b>	<b>32,000.00</b>	<b>3,899.13</b>	<b>-</b>	<b>230,315.00</b>	<b>-</b>	<b>108,410.32</b>	<b>4,219.75</b>	<b>7,404.00</b>	<b>2,821.83</b>	<b>10,295.06</b>	<b>-</b>	<b>440,377.93</b>	<b>EB 2020</b>
Revenues	-	-	-	-	35,000.00	-	10,015.00	-	1,000.00	-	-	-	46,015.00	Revenues
Expenditures	(2,643.85)	-	-	-	-	-	-	-	(4,624.82)	-	-	-	(7,268.67)	Expenditures
<b>12/31/2021</b>	<b>38,368.99</b>	<b>32,000.00</b>	<b>3,899.13</b>	<b>-</b>	<b>265,315.00</b>	<b>-</b>	<b>118,425.32</b>	<b>4,219.75</b>	<b>3,779.18</b>	<b>2,821.83</b>	<b>10,295.06</b>	<b>-</b>	<b>479,124.26</b>	<b>EB 2021</b>
Revenues	2,001.00	-	14,321.18	-	35,000.00	685.00	24,136.31	3,366.66	29,187.75	2,027.12	7,677.98	-	118,403.00	Revenues
Expenditures	(2,348.39)	-	-	-	(29,376.54)	-	(7,188.56)	-	(17,937.00)	-	-	-	(56,850.49)	Expenditures
<b>12/31/2022</b>	<b>38,021.60</b>	<b>32,000.00</b>	<b>18,220.31</b>	<b>-</b>	<b>270,938.46</b>	<b>685.00</b>	<b>135,373.07</b>	<b>7,586.41</b>	<b>15,029.93</b>	<b>4,848.95</b>	<b>17,973.04</b>	<b>-</b>	<b>540,676.77</b>	<b>EB 2022</b>
Revenues	12,099.25	-	16,631.23	13,549.67	35,000.00	3,264.76	28,325.21	4,667.88	26,607.00	1,795.90	10,035.64	27,984.61	179,961.15	Revenues
Expenditures	-	-	(1,899.50)	-	(23,661.16)	(611.10)	(5,597.52)	-	(16,845.00)	(360.21)	(1,440.84)	-	(50,415.33)	Expenditures
<b>12/31/2023</b>	<b>50,120.85</b>	<b>32,000.00</b>	<b>32,952.04</b>	<b>13,549.67</b>	<b>282,277.30</b>	<b>3,338.66</b>	<b>158,100.76</b>	<b>12,254.29</b>	<b>24,791.93</b>	<b>6,284.64</b>	<b>26,567.84</b>	<b>27,984.61</b>	<b>670,222.59</b>	<b>EB 2023</b>
Revenues	12,114.50	-	22,329.92	16,160.07	35,000.00	4,565.01	49,313.61	5,104.69	29,330.68	2,126.48	21,267.98	15,160.01	212,472.95	Revenues
Expenditures	(10,931.00)	-	-	-	(189,000.00)	-	(29,670.00)	-	-	-	-	-	(229,601.00)	Expenditures
<b>12/31/2024</b>	<b>51,304.35</b>	<b>32,000.00</b>	<b>55,281.96</b>	<b>29,709.74</b>	<b>128,277.30</b>	<b>7,903.67</b>	<b>177,744.37</b>	<b>17,358.98</b>	<b>54,122.61</b>	<b>8,411.12</b>	<b>47,835.82</b>	<b>43,144.62</b>	<b>653,094.54</b>	<b>EB 2024</b>
Revenues	-	-	7,685.55	3,752.76	-	1,213.29	13,537.45	-	-	-	111.25	-	26,300.30	Revenues
Expenditures	-	-	-	-	-	-	-	-	(11,366.95)	-	(15,481.21)	-	(26,848.16)	Expenditures
<b>12/31/2025</b>	<b>51,304.35</b>	<b>32,000.00</b>	<b>62,967.51</b>	<b>33,462.50</b>	<b>128,277.30</b>	<b>9,116.96</b>	<b>191,281.82</b>	<b>17,358.98</b>	<b>42,755.66</b>	<b>8,411.12</b>	<b>32,465.86</b>	<b>43,144.62</b>	<b>652,546.68</b>	<b>EB 2025</b>

**ALL Operational Repair & Replacement Funds - SNAPSHOT YTD  
1st Quarter - Fiscal Year Ending 12/31/25**

(Chart I)

Carol Stream Park District Corporate Operational Repair & Replacement					
Account Description Fund GL #	General 11-7XX	Bark Park 11-724	IT Replace / Summary 11-713	ENDING BALANCE	AS OF 3/31/2025
12/31/2024	65,706.45	8,998.73	90,849.98	165,555.16	EB 2024
Revenues	-	-	6,251.14	6,251.14	Revenues
Expenditures	-	-	-	-	Expenditures
12/31/2025	65,706.45	8,998.73	97,101.12	171,806.30	EB 2025

Carol Stream Park District Recreation Operational Repair/Replacement														
	Program Surcharge & Preschool	CSYFA / GBN Turf	R/R - Gym Rentals	R/R - FVRC/SRC Rentals	D87 IGA / FVRC Pool	R/R - FVRC Pool/Swim Lessons	R/R - Fitness	R/R - CCWP	R/R - McCaslin /Fields	R/R - CCMG	R/R - Concessions - McCaslin	R/R - Sponsorship /Advertising	Totals	AS OF 3/31/2025
	12-413/7XX	12-702	12-745	12-743/744	12-748	12-748/750	12-749	12-753	12-760/702	12-761	12-791	12-795		
12/31/2024	51,304.35	32,000.00	55,281.96	29,709.74	128,277.30	7,903.67	177,744.37	17,358.98	54,122.61	8,411.12	47,835.82	43,144.62	653,094.54	EB 2024
Revenues	-	-	7,685.55	3,752.76	-	1,213.29	13,537.45	-	-	-	111.25	-	26,300.30	Revenues
Expenditures	-	-	-	-	-	-	-	-	(11,366.95)	-	(15,481.21)	-	(26,848.16)	Expenditures
12/31/2025	51,304.35	32,000.00	62,967.51	33,462.50	128,277.30	9,116.96	191,281.82	17,358.98	42,755.66	8,411.12	32,465.86	43,144.62	652,546.68	EB 2025

**To:** Board of Commissioners

**From:** Lisa Scumaci, Director of Finance & IT

**Date:** April 14, 2025

**Discussion:** Capital Improvement Plan –  
First Quarter 2025

**Agenda Item# 6A**

---

The following is an updated Capital Improvement Plan for the First Quarter of 2025. Capital projects are separated into two main categories - Board's Priorities, and General Maintenance/Staff Suggestions/Repair & Replacement Needs.

The current Capital Improvement Plan is funded by earned revenue; this has been a long-time goal. As the Corporate and Recreation Funds reached their target balances, the Board gave authority for the first transfer of funds from the Corporate Fund to the Capital Fund. We will evaluate fund balances annually with the intention of making annual transfers to meet the bulk of our capital needs. Additionally, needs associated with paving/lighting for parking lots, pathways and trails will be primarily funded by the Paving & Lighting Tax Levy thereby removing most of the burden from the capital budget. Many capital projects are also supported by the Special Recreation Tax Levy which provides for the removal of barriers so that individuals with varying levels of ability may enjoy parks and recreation facilities and amenities. Staff will continue to seek additional funding for capital improvements through grants and alternative revenue sources.

The 2023 Community Needs Assessment provided strong support of the District from the Community. It reinforced the community's desire for the Park District to "take care of what we have" and continue to provide recreational opportunities and outdoor space. In November 2024 the Park Board took part in a new prioritization exercise which resulted in the following ranking:

1. Fitness Center Flooring/Carpet
2. Coral Cove Water Park Bucket Feature Painting
3. Armstrong Baseball Hub
4. SRC Locker Rooms
5. Evergreen Shoreline Stabilization
6. CCWP Bathroom/Locker Rooms
7. Armstrong Park Pickleball Enhancement

## P R I O R I T Y - Board Recommended

### Priority 1 – Fountain View Recreation Center, Fitness Center Flooring

The hallway area to the Fitness Center locker rooms at Fountain View Recreation Center is a heavy traffic area that is starting to show its age, even with more frequent cleaning. Staff has recommended the carpeting be replaced. The most recent quote for updated flooring is \$108,000 for a vinyl type floor product, which is what staff recommends over carpet replacement. Vinyl is easier on feet and knees, is easier to clean and maintain, and has a longer life expectancy. We originally set an \$85,000 budget for this project and continue to seek quotes for a product that can fit both our budget and our needs. A DCEO Senate Initiative Grant of \$75,000 is also expected to offset the cost of this project. Project will be completed when grant funding is received.

FV Fitness Flooring			
Budget/Estimate			108,000
<b>Total</b>			<b>108,000</b>

### Priority 2 - Coral Cove Bucket Feature Painting

After the Coral Cove Water Park renovation in 2022/2023, the water slides were re-surfaced and repainted, it became clear the bucket feature needed some attention. Mechanically the feature is in working condition, however, aesthetically the structure could use a refresh. Staff has obtained an updated quote for \$29,975 to repaint the entire structure this spring.

Coral Cove Bucket Feature '25			
Budget/Estimate			-
2025 YTD			-
Encumbered			29,975
<b>Total</b>			<b>29,975</b>

### Priority 3 - Armstrong Park Baseball Hub

Armstrong Park continues to be a staple in the District for baseball/softball. Staff would like to make some aesthetic improvements to the facility including, but not limited to: field improvements, dugout improvements (concrete floor and adding roofs similar to McCaslin Park), and improving site amenities such as trash cans, reset existing pavers in the HUB and add ballfield mix to all fields. Staff is suggesting \$175,000. Scheduling for this work is currently pending.

Armstrong Baseball Hub			
Budget/Estimate			175,000
<b>Total</b>			<b>175,000</b>

#### Priority 4 – Simkus Recreation Center Locker Rooms

The Simkus Recreation Center bathrooms/locker rooms need renovation as they haven't been updated in quite some time. The District also has a dire need for storage at this facility; staff is exploring various concepts to renovate the bathrooms while creating needed storage space. Staff has obtained an estimate for \$55,000 for this improvement. Scheduling for this work is currently pending.

SRC Locker Rooms			
Budget/Estimate			55,000
			-
Total			55,000

#### Priority 5 - Evergreen Shoreline Stabilization – Phase 1

Evergreen Lakes is owned by the Carol Stream Park District, but its primary purpose is for storm water management. It is connected via underground storm sewers to multiple other bodies of water in Carol Stream. Evergreen Lakes, in addition to the other bodies of water, are all managed by the Village of Carol Stream under the DuPage County Storm Water Commission. The lake's ancillary use is for recreational fishing and non-motorized boating. Because of the regular rise and fall of the water levels, shoreline erosion has occurred. The District initiated a native planting shoreline project several years ago which slows erosion and protects the shoreline through its deep rooting system. The restoration of the shoreline throughout both bodies of water at Evergreen Lakes will need to be addressed in the coming years. Staff contracted with WBK Engineering in 2024 to assess the shorelines of both bodies of water, place the areas of concern in order from most important to least important and provide approximate costs for each portion of shoreline restoration. This project will require substantial grant funding, and staff will work with Village engineers who have experience in that type of grant availability. The study has been completed with a total cost of \$1,600,000 in its entirety with Priority 1 areas totaling \$433,000. Funding has yet to be secured for this improvement.

Evergreen Lakes Shoreline			
Budget/Estimate		Phase 1	433,000
Total			433,000

#### Priority 6 – Coral Cove Water Park – Family Bathroom/Locker Room Renovations

The pool renovation in 2022/2023 improved function but did not enhance a majority of the aesthetics throughout the water park. This renovation would focus on the family bathrooms (flooring, lighting, fixtures) and both locker rooms for our patrons. Renovations would include: flooring, lighting, fixtures, partitions, lockers and locker configuration. Funding has yet to be secured for this improvement until an estimate is determined. Scheduling for this work is currently pending.

Coral Cove Bath/Locker Rms			
Budget/Estimate			TBD
Total			

#### Priority 7 - Armstrong Park Pickleball Enhancement

With the continued success of the pickleball courts at Armstrong Park, there is a need for a practice court to be placed in the open center area. The practice court would not have a net as requested by multiple regular pickleball players, however, it will be lined on the existing surface. Additionally, some form of shade and seating remains a goal. Staff suggests \$55,000 for this improvement. Scheduling for this work is currently pending.

Armstrong Pickleball Enhancement			
Budget/Estimate			55,000
Total			

## Continuous Priority - Playground Replacement

### Parks & Playgrounds:

All District playgrounds are inspected and evaluated regularly; recommendations for replacement are based on 'actual' condition. The District uses the 2020 Park Analysis Plan to guide replacement needs of its playgrounds.

The Plan includes suggested improvements and enhancements as well as estimated costs. As time passes, the District applies a cost of living increase to those cost estimates for budget purposes. The plan includes many suggestions that can be considered 'a la carte' amenities – in other words, the actual playground replacement plan will be adjusted based on capital funds available, grant opportunities, and special recreation funds. The plan creates a comprehensive roadmap for the District replacement needs with a goal of replacing one playground per year. Staff is working on securing funding for playgrounds beyond 2025.

**Pleasant Hill Park** is being added ahead of Appomattox Park to allow the District to work jointly with Community Consolidated School District 200 (CUSD200) on the renovation through an OSLAD Grant. The \$600,000 grant was awarded in December 2024. The current project estimate is \$1,243,200 all-in, to be funded by the \$600,000 OSLAD grant, a \$250,000 donation by CUSD200, \$90,000 by the Paving & Lighting fund, and \$303,200 by CIP, Cash-in-Lieu and Special Recreation funding. Expenses now encumbered are the final design contract with Hitchcock Design Group at \$119,000, with added reimbursables not to exceed \$2,500, Regional Land Services' topographic survey for \$5,400 and Testing Service Company's geotechnical engineering services for \$6,000.

**Appomattox Park** was the next playground renovation scheduled, but will be moved to 2026 (See Pleasant Hill Park). A contract for \$18,500 is in place for landscape architecture and design, civil engineering, cost estimate, permitting, bidding and construction. This small park is not a candidate for an OSLAD grant, and staff has budgeted an all-in amount of \$196,000 for the project. Up to 25% of the overall cost can be funded through the Special Recreation, and a new development at Fair Oaks/Lies could contribute \$50,000 in Cash-in-Lieu funding by the time we renovate this playground.

Parks & Playgrounds			
2023 YTD - Fund 42 \$	Appomattox		9,037
2024 YTD	Pleasant Hill		24,701
2025 YTD	Pleasant Hill		7,043
Encumbered	Pleasant Hill		125,857
PER LIST	Total per Park	Spec Rec 25%	CIP Amount
Pleasant Hill '25	375,000	93,750	281,250
Funding=OSLAD, Cash in Lieu, Paving/Lighting, Spec Rec, D200			
Appomattox '26	186,963	43,750	143,213
Total \$196,000/\$9,037.34 was referendum funding			
<b>Total</b>			<b>396,000</b>



### Special Priority - 39 Passenger Bus

The District currently owes a 39 passenger bus with a handicapped lift. Originally purchased in 2012, the bus has provided transportation for the Senior/Adult Trips, the youth summer camp program, and even served as emergency transportation in cooperation with the local Fire Protection District. Now at the end of it's useful life, replacement of this vehicle will cost \$250,000. As a unique benefit that serves both our youth, adult, and senior populations, the Carol Stream Parks Foundation plans to take on a fundraising effort to help purchase a new bus. The District's 501(c)3 is hoping to raise \$100,000. The replacement bus will also be outfitted with a wheelchair lift to ensure accessibility for individuals with physical restrictions. With this accomodation, up to 50% of the cost can be covered by the Special Recreation Tax Levy. Because of the limits of the Special Recreation Fund, the District must accumulate those taxes over the next few years. We will also trade-in the old vehicle to offset part of the cost. Capital funds will pay for whatever is left; we have earmarked \$50,000 at this time.

39 Passenger Bus			
Budget/Estimate			50,000
Total			50,000

## Other Repair & Replacement Plans ~ Staff Recommendations

### Paths/Trails/Parking Lots/Lighting

Pathways/Trails ranked as the most popular park district provided amenity during the 2023 Community Needs Assessment. The same has been true for the past several Community Assessments making funding very important. The Park District annually levies taxes for the purposes of Paving and Lighting improvements. Our extensive trail system and multiple public parking lots require several years to accumulate funding to support our needs, therefore grant funding will be an important supplement to meet the repair and replacement plan for this category.

We budgeted to share the cost of a **pathway improvement near Spring Trails Elementary School**; we will only address the section of pathway on our property. We have budgeted \$55,000 for this project. After recent staffing changes at U-46, we are attempting to revisit this project with new staff.

We have earmarked \$30,000 for the much-needed resealing/restriping of Armstrong Parking Lot for 2026.

Future funding of Paths/Trails/Parking Lots/Lighting will be done through the Paving & Lighting Tax Levy and grant funding; *therefore, projects will be shown here for information only.* We will continue to prioritize projects based on need.

Trails/Paths/ Lots/Lighting*	*Funded thru P/L Levy	
Budget/Estimate		85,000
Spring Trail Path	55,000	
Armstrong Lot Reseal/Stripe	30,000	
<b>Total</b>		<b>85,000</b>

## Evergreen Gymnasium

In accordance with the intergovernmental agreement with Benjamin School District 25, the District shares costs to repair and maintain Evergreen Gymnasium and accompanying shared space.

District 25 has **replaced the flooring in the shared gymnasium** in 2024-2025. The final bid for the floor was \$119,500, making the District's cost \$59,750. While this project came in well under budget, there has been a new issue with the masonry work on the outside of the gym building. The final masonry repair costs came in at \$59,750; our share of the cost was \$28,375. These two combined repairs are \$88,125 which is slightly above what we originally budgeted for the flooring only. Work was completed over the 2024 summer and winter breaks. District 25 is also planning to replace all gym doors in 2025 for \$70,070.52; the District's cost will be \$35,035.26 to be budgeted for 2026.

Evergreen Gymnasium			
2025 YTD	Masonry		28,375
Encumbered	Flooring		59,750
EG Gym Doors 50%-2026		35,035	
<b>Total</b>			<b>88,125</b>

## Vehicles and Capital Equipment

The **Fleet Replacement Schedule** is reviewed annually. When practical, replacements are deferred until necessary. Plans are also affected by the State's release of public bid values for fleet vehicles. The program saves significant money and typically justifies delaying purchase unless it becomes an emergency situation. The latest fleet replacement plan is listed below and does not account for any savings brought about through trade-in value of current equipment/vehicles:

Now on the list for purchase in 2025/2026 is a bunker rake and a small gator. For 2027/2028, replacements of two 2012 pickup trucks for two F250 pickup trucks will take place. Vehicle purchases are ranked lower on the priority list, and therefore purchases will be based on condition and availability of funding.

Vehicles/Equipment			
2024 YTD			51,078
2025 YTD			-
Encumbered			-
2024 JD 5050E Tractor	21,902.17		
2024 Ford Escape	29,176.03		
2025-2026 Bunker Rake			20,000
2025-2026 Small Gator			12,000
2027 F250 Pickup #1 (replacing 2012 Pickup)			57,500
2028 F250 Pickup #2 (replacing 2012 Pickup)			57,500
<b>Total</b>			<b>147,000</b>

## 2025 Emergency Repair/Other Projects

With the annexation of Coyote Crossing Minigolf, the District is moving to city water/sewer. As such, we have incurred engineering by Jacob & Hefner Associates for \$26,150 and construction by IHC Construction Company for \$24,900 to bring water into the facility. The total project cost is \$51,050 and has a May 1 deadline. The SRC Gym Floor repair was completed for \$63,605. Fountain View Pool repairs have started on the filters with a project cost of \$26,781.

Other R/R Projects			
2024 YTD			42,519
2025 YTD			76,035
Encumbered			40,502
CCMG Course Turf '24		42,519	Complete
CCMG Water Service '25		51,050	In Process
SRC Gym Floor '25		63,605	Complete
FV Pool Repairs '25		26,781	In Process
<b>Total</b>			<b>210,105</b>

## Summary

The Capital Improvement Plan is fluid and will adjust to accommodate the unexpected; project budgets may need to be reduced, increased, or put on hold.

This updated Plan now shows how we will spend our new Capital Improvement Fund dollars, sourced from Operational Fund transfers, allowing us to 'taking care of what we have.'

Based on the values/estimates above, and assuming awarded grants/donations are received, there is a **current funding shortfall of (\$79,410)** for projects and vehicles through 2028. **Projects for 2025 are currently fully funded.**

Our future funding plans\* will drive how and when we can accomplish any unfunded projects. We frequently review year end projections in order to anticipate future funding, which will allow us to schedule CIP projects each year.

### \*Funding Plans include:

- Seek grant opportunities and other alternative revenue resources.
- Use unbudgeted earnings on investments (at year end).
- Use unbudgeted Personal Property Replacement Taxes (at year end).
- Make transfers from Operating Funds whose balances are over target balances (at year end).
- Work with the Carol Stream Parks Foundation on funding campaigns for various CIP Projects.

**To:** Board of Commissioners  
**From:** Renee Bachewicz, Director of Recreation  
**Date:** April 14, 2025  
**Approval:** Administrative Operations Policy Manual Updates  
**Agenda Item # 7A**

---

**Issue:**

Should the Board approve the updates to the Administrative Operations Policy Manual related to the service and sale of alcohol as outlined in the supporting documents referenced as Exhibit A and Exhibit B.

**Background/Reasoning**

In 2016, the Park Board of Commissioners authorized the sale of alcohol at McCaslin Park through our concessions operation. At the same time, they authorized renters the option to purchase and serve alcohol during private events. To support that authorization, Park Districts Rules and Regulations which are outlined in Ordinance 411 was updated, and language was added to the Administrative Operations Manual.

With the recent annexation of McCaslin Park into the Village of Carol Stream, the District's sale and service of alcohol must now follow Village guidelines. Language within Ordinance 411 – the authority to serve and sell alcohol – is still accurate. The guidelines for 'how' to serve and sell alcohol are outlined in the Administrative Operations Manual and must be updated. In addition to aligning with Village of Carol Stream Liquor License requirements, language has been updated to more accurately align with current operations and ensure a smoother flow of information for that section of the manual.

The updates include the Village of Carol Stream local ordinances, and the latest State of Illinois requirements. Additionally, Section 29 - Alcohol, has been introduced to distinguish between alcohol provided by renters in buildings and alcohol sold by staff at McCaslin Park.

**Supporting Documents:**

- Exhibit A: Current Administrative Operations Policy Manual with mark-up of proposed updates
- Exhibit B: Clean version with updates

**Cost:**

N/A

**Public/Customer Impact:**

Maintaining an up-to-date Administrative Operations Policy Manual that aligns with current practices and local ordinances provides clear guidance for staff regarding alcohol sales and rentals.

**Recommendation (Roll Call)**

That the Board approve the updates to the Administrative Operations Policy Manual related to the service and sale of alcohol as outlined in the supporting documents referenced as Exhibit A and Exhibit B.

**28.0 Field, Facility and Picnic Permit System**

The Board of Commissioners recognizes the necessity of providing district residents the opportunity for maximum utilization of district owned or managed parks and facilities in a manner that is fair and equitable to all participants.

Resident individuals, affiliated groups, corporations, and non-profits shall have priority over non-resident individuals, groups, corporations, and non-profits.

**28.1 Deposits**

Deposits may be required from all groups using any of the park district fields and/or facilities. Groups will be charged for any damages, loss of keys or passes and time spent for clean up by park district staff (if required). These charges will be deducted from the group's deposit. The park district reserves the right to make adjustments in these fees as necessary. Damages over and above the deposit fee will be charged to the group and / or contact person named on the permit application form.

**28.2 Certificate of Insurance**

Certificates of Insurance may be required from all organizations, businesses, corporations and affiliated groups prior to being issued a permit. All certificates must be site specific, date specific, with the Carol Stream Park District named as additional insured.

**~~28.3~~ 29.0 Alcohol Request to have Alcohol on Park District Property**

Park District Ordinance 411 allows alcohol to be consumed at McCaslin Park, Fountain View Recreation Center and Simkus Recreation Center only by permit as long as the following criteria is met.

**29.1 Request to have Alcohol on Park District Property**

Fountain View Recreation Center and Simkus Recreation Center renters may only have alcohol by permit as long as the following criteria is met:

**General Provisions for all permitted authorization of alcohol consumption:**

- Event is either a private rental or District-sponsored event; ~~the program shall not be primarily dedicated to children.~~ The Park District will have the sole authority in judging the status of an event, program and rental.
- Alcoholic beverages must be consumed in designated areas only.
- No one under 21 is allowed to serve or consume alcohol.
- Depending on the location of the event and the type of alcohol being served, the Park District may require that it be served in non-breakable cups or bottles.
- Private security may be required at the discretion of Park District and the cost shall be paid by the renter.

- Alcohol may not be served at any event or program involving swimming, boating or any in-the-water or on-the-water activities.
- Park District will set hours and controls for all rental, events and programs for which consumption of alcohol has been permitted.
- All requests for the consumption of alcohol will require approval by two (2) members of the Administration staff, including at least one Division Manager level or above and the Rentals Supervisor. ~~Director.~~
- The permitting of alcohol is strictly discretionary and may be denied, discontinued or altered at any time, for any reason, or no reason whatsoever be it to one renter, or to all renters by vote of the Board of Commissioners of the Park District. Park District may refuse applicant for any reason at any time.
- Intervention procedures will be implemented and followed when a patron is suspected of being intoxicated.
- ~~The following intervention procedures will be followed when a patron is suspected of being intoxicated:~~
  - ~~○ The district's rental host will inform the renter and server of alcohol if a Guest appears to be intoxicated.~~
  - ~~○ The rental host should never accuse guests of being drunk. Expressing concern is a good way to achieve empathy with a guest. He or she is more likely to feel that you really care about his or her welfare and safety.~~
  - ~~○ Remain patient and calm.~~
  - ~~○ If an intoxicated guest becomes verbally abusive or hostile and/or physical violence seems likely or occurs, immediately take the following steps:~~
    - ~~▪ Call the police and tell the renter that you have done so.~~
    - ~~▪ Try to separate the intoxicated guest from other guests.~~
    - ~~▪ Speak firmly and calmly. Repeat yourself as often as necessary to make the guest understand you.~~
    - ~~▪ Negotiate with the guest not to leave the establishment and to calmly wait for police to arrive.~~
    - ~~▪ Never touch or try to physically restrain an intoxicated guest.~~

**Limited Permit for Renter provided alcohol** - Available only at Fountain View Recreation Center and Simkus Recreation Center. Alcohol may be served by patrons renting space under the following conditions:

- Renters must purchase liquor liability insurance thru PDRMA and provide the Park District with a certificate of insurance naming the Park District as an additional insured.
- The selling of alcohol is strictly prohibited.
- Alcohol consumption is limited to the physical space of the room being rented and will not be allowed outside of that area.
- For rentals with over 96 attendees, 2 Park District staff members will be scheduled on site.



- Beer, wine, champagne, wine coolers and malt beverages, only. No hard liquor. No Kegs.
- Park District staff ages 21 and older will be physically present inside the space being rented during any rentals involving alcohol and will be BASSET (Beverage Alcohol Sellers and Servers Education and Training) trained and certified. Since the Village of Carol Stream does not accept BASSET training completed via an online class, all employees will undergo BASSET training thru a course provided by the Village of Carol Stream or other entity.
- Generally, beverages may be served in cups or bottles. Depending on the location of the event and the type of alcohol being served, the Park District may require that it be served in non-breakable cups or bottles.

## **29.0 29.2 Park District Staff Sale of Alcohol on Park District Property**

~~Park District Ordinance 411 also allows alcohol to be sold on park property by District staff members as dictated by Park Policy.~~ Park District Ordinance 411 allows alcohol to be sold at McCaslin Park by the District's concessions operation ~~see 28.4.~~

~~That policy is as follows:~~

Staff members of the Park District may sell alcoholic beverages on Park District property. The time and location of the sale shall be determined by staff who shall inform the Board of Commissioners of the said time and location not less than one month prior to such sale. The type of beverage and the amount charged shall also be determined by staff.

### **General Provisions for all permitted authorization of alcohol consumption:**

~~Furthermore:~~

- ~~The event, park program or general use of the park property at the time of the sale shall not be primarily dedicated to children.~~
- Alcoholic beverages must be consumed in designated areas only.
- A Park District employee who is at least 21 years of age and BASSET trained will be present at all times when alcohol is being sold.
- No one under age 21 is allowed to consume alcohol.
- No one under age 21 ~~18~~ may serve alcohol.
- ~~Depending on the location of the event and the type of alcohol being served, the Park District may require that it be served in non-breakable cups or bottles.~~
- ~~Alcohol may not be served at any event or program involving swimming, boating or any in-the-water or on-the-water activities.~~
- Park District will set hours and controls for all for which consumption of alcohol has been permitted.
- All 21+ employees will undergo BASSET training thru a course provided by the Village of Carol Stream or other entity.
- The proper liquor licenses must be secured and liquor liability insurance in place in order to sell alcohol.

## **~~29.1~~ 29.3 Park District Staff Alcohol Serving Policy and Procedures**

The following policy is to help staff responsibly serve alcoholic beverages at McCaslin Park as part of the total experience you provide to our guests.

### **Village of Carol Stream Liquor ~~Local~~ Ordinance Requirements**

- All persons selling/serving alcohol must be at least the minimum age as established by ~~the DuPage County liquor commission~~ The Village of Carol Stream liquor commissioner.
- ~~3-41: Prohibition of Prostitution and Disturbance of the Peace.~~
- **11-2-26 SALES TO MINORS, HABITUAL DRUNKARDS, SPENDTHRIFTS AND MENTAL INCOMPETENTS**
  - No licensee nor any officer, associate, member, representative, agent or employee of such licensee shall sell, give or deliver alcoholic liquor to any person under the age of 21 years, or to any intoxicated person, or to any person known by him or her to be an habitual drunkard, spendthrift, insane, mentally ill, mentally deficient or in need of mental treatment. No person, after purchasing or otherwise obtaining alcoholic liquor, shall sell, give or deliver such alcoholic liquor to any person under the age of 21 years, except in the performance of a religious ceremony or service.
- ~~3-42: Sales to Nonage Persons, Habitual Drunkards, Mental Incompetents.~~
- **11-2-22 RESTRICTIONS CONCERNING MINORS**
  - (C) In every place in the village where alcoholic liquor is sold, there shall be displayed at all times in a prominent place, a printed card which shall be supplied by the Village Clerk and which shall read substantially as follows: "WARNING TO MINORS You are subject to a fine up to \$750 under the provisions of the Village Code if you purchase alcoholic liquor or misrepresent your age for the purpose of purchasing or obtaining alcoholic liquor."
  - ~~In every place in the County where alcoholic liquor is sold, there shall be a displayed at all times in a prominent place easily viewable by the public, a printed card which shall be supplied by the County Clerk and which shall read substantially as follow:~~
    - ~~WARNING TO PERSONS UNDER THE AGE OF 21 YEARS~~
- ~~3-43: Purchase, Possession or Acceptance of Gift by Persons of Nonage~~
- ~~3-44: Prohibition of Illegal Gambling and Gambling Devices~~
- **11-2-27 GAMBLING**
  - It shall be unlawful to permit any gambling on any premises licensed to sell alcoholic liquor, except as otherwise provided herein.
- ~~3-46: Sales of Liquor, Specific Hours:~~
  - ~~Alcoholic liquor shall not be sold or consumed on any licensed premises on weekdays, except Saturday, between the hours of 1:00~~

~~a.m. to 6:00 a.m., on Saturday between the hours of 2:00 a.m. to 6:00 a.m. or Sunday between the hours of 2:00 a.m. to 9:00 a.m.~~

- **11-2-24 HOURS, DAYS OF SALE REGULATED**
  - (D) With respect to Class R licenses, no person licensed under § 11-2-7 (O) shall sell, permit to be sold or give away any alcoholic liquor between the hours of 11:00 p.m. and 7:00 a.m. each day of the week.
- ~~3-4711-2-12: Display of Liquor License~~
- ~~3-48: Prohibition of Liquor Promotions.~~
- ~~3-51: Duty to Report Illegal Activity.~~

#### **State of Illinois Requirements (235 IL CS 5/) Liquor Control Act of 1934**

- Post license. Frame and hang the liquor license in plain view in a conspicuous location on the licensed premises.
- ~~Clean and sanitize beer taps.~~
- Display the alcohol pregnancy warning sign properly.
- Post the Proof of Age sign.
- Adhere to pre-mix alcohol beverage requirements.
- Law prohibits anyone under the age of 21 to be served.
- Beverage Alcohol Sellers and Servers Education and Training (BASSET) required for **all** alcohol servers in Illinois.

#### **ID/Carding Practices**

It is illegal to serve alcohol to minors and intoxicated individuals. The Carol Stream Park District has the right to protect its guests, establishment and staff. There is no penalty for refusing alcohol to someone you suspect is a minor or intoxicated. Anyone wishing to purchase alcohol must show a valid picture ID.

- The following are acceptable forms of ID: driver's license, state ID card, military ID, or a current passport. Tickets or vertical ID's will not be accepted in lieu of acceptable forms of ID.
- ~~Have the individual take the ID out of the wallet or purse and hand it to you. If the license is not valid, turn it over to verify if a renewal sticker is in place.~~
- ~~Check the out-of-state IDs with an ID Checking Guide, which is available in the concession stand.~~
- Parents cannot offer alcohol to their minor children.
- ~~If the seller/server is not comfortable in verifying an individual's age, he may require the individual to sign the Age of Identity Form or exercise the right to refuse service. (Refer to Appendix 1 for a sample form).~~
- ~~Once the legal age has been verified, staff will provide a wristband to the patron to wear in order to verify their age has been verified for further purchases. Patrons without wristbands will need to have their ID checked with each purchase.~~

## **Prevention Practices/Techniques**

### **Requirements of Sales:**

- Patrons will be limited to a maximum of 2 alcoholic beverages per purchase.
- The sale of alcohol will conclude at the start of the last regular scheduled game of the day.
- ~~The sale of "doubles" or "triples" is prohibited.~~
- ~~The sale of drinks in rounds is prohibited.~~
- ~~All drinks are to be sold individually, not in pitchers.~~
- Encourage food consumption and non-alcoholic beverages will be sold at all times.
- ~~Prohibit customers from leaving premises with drinks.~~
- Do not allow an intoxicated individual to drive from the establishment. Arrange a ride (call a cab, ride share, a sober friend, or a family member, etc.). If the individual does drive away, call the police!
- The telephone numbers of local cab companies, ride shares will be available for staff.
- No alcohol may be brought on or off the premises.
- No "last call" offered.
- Staff is prohibited from serving to adults who give minors alcoholic beverages.
- ~~Staff is prohibited from selling/serving intoxicated or under age patrons.~~
- ~~Management is prohibited from ordering sellers/servers to provide alcoholic beverages to intoxicated patrons.~~
- Violations of beverage service policies will result in disciplinary action up to and including termination.

~~Servers will receive training in responsible beverage service practices and policies.~~ All 21+ Concessions staff will be BASSET trained.

- Staff will follow intervention procedures when necessary.

### **Intervention Procedures**

- ~~Management should support seller/servers' intervention efforts and have the seller/server notify management as soon as s/he identifies a problem.~~
- ~~Never accuse guests of being drunk. Expressing concern is a good way to achieve empathy with a guest, as he is more likely to feel you really care about his welfare and safety. Never tell a customer "You can't have a drink." Instead say "Our policy doesn't allow me to serve you more alcohol." Ask if you can serve them a non-alcoholic beverage. If necessary, contact your supervisor.~~
- ~~Never change your mind after discontinuing service. This tells the guest he can bargain for "just one more."~~
- ~~Remain patient and calm. Simply and clearly repeat the decision to discontinue alcohol service as often as necessary.~~

- ~~If an intoxicated guest becomes verbally abusive or hostile, and/or physical violence seem likely to occur, immediately take the following steps:~~
  - ~~Call the police and contact a manager. Do not assume the situation will resolve itself.~~
  - ~~Try to separate the intoxicated guest from other guests.~~
  - ~~Speak firmly and calmly. Repeat yourself as often as necessary to make the guest understand you.~~
  - ~~Negotiate with the guest not to leave the establishment and to wait calmly for the police to arrive.~~
  - ~~Never touch or try to restrain an intoxicated guest physically.~~

### **Training Staff**

~~Staff will receive annual training on the following items:~~

- ~~All staff will be required to complete a state approved BASSET Training course in order to serve alcohol.~~
- ~~Happy hour laws.~~
- ~~Checking IDs/proper identification allowed.~~
- ~~Overview of prevention/intoxication procedures.~~
- ~~Non-alcoholic alternatives.~~
- ~~Alcohol limits per sale.~~
- ~~Terminating service procedures.~~
- ~~Safe ride procedures.~~
- ~~Designated driver program.~~

### **Sign Requirements**

~~All warning signs will be posted at within the Concession Stand.~~

- ~~Warning to minors.~~
- ~~Government warning.~~
- ~~Specific rules.~~

### **Promote Responsible Drinking**

~~The District will display special signs throughout the event to encourage responsible drinking and reinforce the “Think When You Drink” theme. The District will promote safe ride home and designated driver programs. The phone numbers of local cab companies will be available within the concession stand.~~

### **Alcohol Sales**

~~Patrons may only purchase 2 alcoholic drinks at one time. The sale of alcohol will conclude at the start of the last regular scheduled game of the day.~~

### **No Outside Alcohol Beverages at McCaslin Park**

Patrons will be prohibited from bringing their own alcoholic beverages on to Park District property. This includes the parking lots. The District will utilize a contractual vendor to provide additional security services when deemed necessary. ~~for all large tournaments held on site to help identify potential disturbances as early as possible and to serve as a deterrent for potential incidents; identify intoxicated partygoers or those who show symptoms of medical problems and any other problems.~~

### **Age Identity Form**

~~The Age Identity Form is a tool for retailers to use if they are unsure whether or not a prospective customer is of legal age to purchase and consume alcohol.~~

~~Retailers who have checked the identification and compared the identification to the person presenting it and are still unsure whether the person is of age, for whatever reason, may request the person to complete the form.~~

~~The practical result of this is that a person who is using another's identification, or has some form of illegal identification, may stop short of signing the form. If the person refuses to complete and sign the form, you should turn away the person. It may be that any number of persons, when asked to complete and sign the form, will simply turn and walk away.~~

~~If the person signs the form and is actually under legal age, the person committed a Class A misdemeanor (fine up to \$2,500 and up to a year in jail) under 235 5/10-1(e).~~

~~The form is not a "get out of jail" card but the District may use it as evidence of positive attempts to avoid service and sale of alcohol to a person not of legal age. Please refer to Addendum C for a Sample Age and Identify Verification Form.~~

**Addendum A: Criteria Checklist for Applicants Seeking Permit for Serving Alcoholic Beverages**  
(Board Administrative Policy, 28.3)

~~1. Conditions:~~

- ~~A. \_\_\_\_\_ Is not connected with any kind of youth group (e.g. school, sports teams, Scouts, etc.)~~
- ~~B. \_\_\_\_\_ Benefits a community or non profit cause~~
- ~~C. \_\_\_\_\_ Of value to Carol Stream Park District~~
- ~~D. \_\_\_\_\_ Children, under age 21, will not be present at event~~
- ~~E. \_\_\_\_\_ Adults 21 and older only present~~
- ~~F. \_\_\_\_\_ Will not be held in conjunction with swimming, boating or aquatic activity in or on water~~
- ~~G. \_\_\_\_\_ Dram Shop Insurance~~
- ~~H. \_\_\_\_\_ Liability Insurance~~
- ~~I. \_\_\_\_\_ County License; Village/State permit~~
- ~~J. \_\_\_\_\_ Controlled admissions versus open to all~~
- ~~K. \_\_\_\_\_ Controllable; defined area~~
- ~~L. \_\_\_\_\_ Beer, wine, champagne, wine coolers, and malt beverages only~~
- ~~M. \_\_\_\_\_ Meets limit of one per month; three times per year per organization~~

~~2. Optional Conditions:~~

- ~~A. \_\_\_\_\_ Serve but not sell~~
- ~~B. \_\_\_\_\_ Paper/Plastic Containers~~
- ~~C. \_\_\_\_\_ Police Presence~~
- ~~D. \_\_\_\_\_ Documentation of Training/Experience~~
- ~~E. \_\_\_\_\_ Carol Stream Park District sets hours and controls~~
- ~~F. \_\_\_\_\_ Experience in serving~~

~~Should an applicant be unable or unwilling to meet all of these criteria, the request will be denied at staff level.~~

~~The Park Board may refuse any applicant for any reason.~~

~~Checklist is an internal tool only. List and policy will be used to create permit application.~~

## **Addendum B: Age Identity Form**

The Age Identity Form is a tool for retailers to use if they are unsure whether or not a prospective customer is of legal age to purchase and consume alcohol.

Retailers who have checked the identification and compared the identification to the person presenting it and are still unsure whether the person is of age, for whatever reason, may request the person to complete the form.

The practical result of this is that a person who is using another's identification, or has some form of illegal identification, may stop short of signing the form. If the person refuses to complete and sign the form, you should turn away the person. It may be that any number of persons, when asked to complete and sign the form, will simply turn and walk away.

If the person signs the form and is actually under legal age, the person committed a Class A misdemeanor (fine up to \$2,500 and up to a year in jail) under 235 5/10-1(e).

The form is not a "get out of jail" card but the District may use it as evidence of positive attempts to avoid service and sale of alcohol to a person not of legal age.

**Carol Stream Park District  
Age and Identity Verification Form  
(Please Print/Use Pen)**

Name: \_\_\_\_\_  
\_\_\_\_\_ (First) \_\_\_\_\_ (Middle Initial) \_\_\_\_\_ (Last)

Address: \_\_\_\_\_

City: \_\_\_\_\_ State: \_\_\_\_\_ Zip Code: \_\_\_\_\_

Date of Birth: \_\_\_\_/\_\_\_\_/\_\_\_\_

Driver's License Number: \_\_\_\_\_

Driver's License Expiration Date: \_\_\_\_/\_\_\_\_/\_\_\_\_

I, the undersigned, certify that the statements set forth in this Age and Identify Verification Form is made upon my personal knowledge and such statements are true and correct.

Signature: \_\_\_\_\_

Date: \_\_\_\_\_



## **28.0 Field, Facility and Picnic Permit System**

The Board of Commissioners recognizes the necessity of providing district residents the opportunity for maximum utilization of district owned or managed parks and facilities in a manner that is fair and equitable to all participants.

Resident individuals, affiliated groups, corporations, and non-profits shall have priority over non-resident individuals, groups, corporations, and non-profits.

### **28.1 Deposits**

Deposits may be required from all groups using any of the park district fields and/or facilities. Groups will be charged for any damages, loss of keys or passes and time spent for clean up by park district staff (if required). These charges will be deducted from the group's deposit. The park district reserves the right to make adjustments in these fees as necessary. Damages over and above the deposit fee will be charged to the group and / or contact person named on the permit application form.

### **28.2 Certificate of Insurance**

Certificates of Insurance may be required from all organizations, businesses, corporations and affiliated groups prior to being issued a permit. All certificates must be site specific, date specific, with the Carol Stream Park District named as additional insured.

## **29.0 Alcohol Request to have Alcohol on Park District Property**

Park District Ordinance 411 allows alcohol to be consumed at McCaslin Park, Fountain View Recreation Center and Simkus Recreation Center only by permit as long as the following criteria is met:

### **29.1 Request to have Alcohol on Park District Property**

Fountain View Recreation Center and Simkus Recreation Center renters may only have alcohol by permit as long as the following criteria is met:

#### **General Provisions for all permitted authorization of alcohol consumption:**

- Event is either a private rental or District-sponsored event. The Park District will have the sole authority in judging the status of an event, program and rental.
- Alcoholic beverages must be consumed in designated areas only.
- No one under 21 is allowed to serve or consume alcohol.
- Depending on the location of the event and the type of alcohol being served, the Park District may require that it be served in non-breakable cups or bottles.
- Private security may be required at the discretion of Park District and the cost shall be paid by the renter.
- Alcohol may not be served at any event or program involving swimming, boating or any in-the-water or on-the-water activities.

- Park District will set hours and controls for all rental, events and programs for which consumption of alcohol has been permitted.
- All requests for the consumption of alcohol will require approval by two (2) members of the Administration staff, including at least one Division Manager level or above and the Rentals Supervisor.
- The permitting of alcohol is strictly discretionary and may be denied, discontinued or altered at any time, for any reason, or no reason whatsoever be it to one renter, or to all renters by vote of the Board of Commissioners of the Park District. Park District may refuse applicant for any reason at any time.
- Intervention procedures will be implemented and followed when a patron is suspected of being intoxicated.

**Limited Permit for Renter provided alcohol** - Available only at Fountain View Recreation Center and Simkus Recreation Center. Alcohol may be served by patrons renting space under the following conditions:

- Renters must purchase liquor liability insurance thru PDRMA and provide the Park District with a certificate of insurance naming the Park District as an additional insured.
- The selling of alcohol is strictly prohibited.
- Alcohol consumption is limited to the physical space of the room being rented and will not be allowed outside of that area.
- For rentals with over 96 attendees, 2 Park District staff members will be scheduled on site.
- Beer, wine, champagne, wine coolers and malt beverages, only. No hard liquor. No Kegs.
- Park District staff ages 21 and older will be physically present inside the space being rented during any rentals involving alcohol and will be BASSET (Beverage Alcohol Sellers and Servers Education and Training) trained and certified. Since the Village of Carol Stream does not accept BASSET training completed via an online class, all employees will undergo BASSET training thru a course provided by the Village of Carol Stream or other entity.
- Generally, beverages may be served in cups or bottles. Depending on the location of the event and the type of alcohol being served, the Park District may require that it be served in non-breakable cups or bottles.

## **29.2 Park District Staff Sale of Alcohol on Park District Property**

Park District Ordinance 411 allows alcohol to be sold at McCaslin Park by the District's concessions operation.

Staff members of the Park District may sell alcoholic beverages on Park District property. The time and location of the sale shall be determined by staff who shall inform the Board of Commissioners of the said time and location not less than one month prior to such sale. The type of beverage and the amount charged shall also be determined by staff.

**General Provisions for all permitted authorization of alcohol consumption:**

- Alcoholic beverages must be consumed in designated areas only.
- A Park District employee who is at least 21 years of age and BASSET trained will be present at all times when alcohol is being sold.
- No one under age 21 is allowed to consume alcohol.
- No one under age 21 may serve alcohol.
- for all for which consumption of alcohol has been permitted.
- All 21+ employees will undergo BASSET training thru a course provided by the Village of Carol Stream or other entity.
- The proper liquor licenses must be secured and liquor liability insurance in place in order to sell alcohol.

**29.3 Park District Staff Alcohol Serving Policy and Procedures**

The following policy is to help staff responsibility serve alcoholic beverages at McCaslin Park as part of the total experience you provide to our guests.

**Village of Carol Stream Ordinance Requirements**

- All persons selling/serving alcohol must be at least the minimum age as established by the Village of Carol Stream Liquor Commissioner.
- **11-2-26 SALES TO MINORS, HABITUAL DRUNKARDS, SPENDTHRIFTS AND MENTAL INCOMPETENTS**
  - No licensee nor any officer, associate, member, representative, agent or employee of such licensee shall sell, give or deliver alcoholic liquor to any person under the age of 21 years, or to any intoxicated person, or to any person known by him or her to be a habitual drunkard, spendthrift, insane, mentally ill, mentally deficient or in need of mental treatment. No person, after purchasing or otherwise obtaining alcoholic liquor, shall sell, give or deliver such alcoholic liquor to any person under the age of 21 years, except in the performance of a religious ceremony or service.
- **11-2-22 RESTRICTIONS CONCERNING MINORS**
  - (C)In every place in the village where alcoholic liquor is sold, there shall be displayed at all times in a prominent place, a printed card which shall be supplied by the Village Clerk and which shall read substantially as follows: "WARNING TO MINORS You are subject to a fine up to \$750 under the provisions of the Village Code if you purchase alcoholic liquor or misrepresent your age for the purpose of purchasing or obtaining alcoholic liquor."

- **11-2-27 GAMBLING**
  - It shall be unlawful to permit any gambling on any premises licensed to sell alcoholic liquor, except as otherwise provided herein.
- **11-2-24 HOURS, DAYS OF SALE REGULATED**
  - (D) With respect to Class R licenses, no person licensed under § 11-2-7 (O) shall sell, permit to be sold or give away any alcoholic liquor between the hours of 11:00 p.m. and 7:00 a.m. each day of the week.
- 11-2-12: Display of Liquor License

#### **State of Illinois Requirements (235 IL CS 5/) Liquor Control Act of 1934**

- Post license. Frame and hang the liquor license in plain view in a conspicuous location on the licensed premises.
- Display the alcohol pregnancy warning sign properly.
- Post the Proof of Age sign.
- Adhere to pre-mix alcohol beverage requirements.
- Law prohibits anyone under the age of 21 to be served.
- Beverage Alcohol Sellers and Servers Education and Training (BASSET) required for **all** alcohol servers in Illinois.

#### **ID/Carding Practices**

It is illegal to serve alcohol to minors and intoxicated individuals. The Carol Stream Park District has the right to protect its guests, establishment and staff. There is no penalty for refusing alcohol to someone you suspect is a minor or intoxicated. Anyone wishing to purchase alcohol must show a valid picture ID.

- The following are acceptable forms of ID: driver's license, state ID card, military ID, or a current passport. Tickets or vertical ID's will not be accepted in lieu of acceptable forms of ID.
- Parents cannot offer alcohol to their minor children.

#### **Requirements of Sales:**

- Patrons will be limited to a maximum of 2 alcoholic beverages per purchase.
- The sale of alcohol will conclude at the start of the last regular scheduled game of the day.
- Encourage food consumption and non-alcoholic beverages will be sold at all times.
- Do not allow an intoxicated individual to drive from the establishment. Arrange a ride (call a ride share, a sober friend, or a family member, etc.). If the individual does drive away, call the police!
- The telephone numbers of ride shares will be available for staff.
- No alcohol may be brought on or off the premises.
- No "last call" offered.
- Staff is prohibited from serving to adults who give minors alcoholic beverages.

- Violations of beverage service policies will result in disciplinary action up to and including termination.
- All 21+ Concessions staff will be BASSET trained.
- Staff will follow intervention procedures when necessary.

**No Outside Alcohol Beverages at McCaslin Park**

Patrons will be prohibited from bringing their own alcoholic beverages on to Park District property. This includes the parking lots. The District will utilize a contractual vendor to provide additional security services when deemed necessary.

**To:** Board of Commissioners  
**From:** Sue Rini, Executive Director  
**Date:** April 14, 2025  
**Approval:** Ordinance No. 587 Annexing Certain Property to the  
Carol Stream Park District **Agenda Item # 7B**

---

## Issue

Shall the Board approve Ordinance No. 587, an Ordinance annexing property located at 4N210 Old Gary Avenue to the Carol Stream Park District.

## Background/Reasoning

- The Park District was notified by the Village of Carol Stream of an oversight from an annexation of a new property in 2023.
- A segment of the property was accidentally left off during a consolidation step.
- This ordinance will correct that oversight.
- In consultation with corporate counsel, the District followed statutory steps to annex this property into Carol Stream Park District.
- The property is not annexed into any other park district.

## Supporting Documents

- Ordinance No. 587.
- Certificate of Publication, Legal Description Exhibit A, Map Exhibit B, and Petition for Annexation Exhibit C.

## Cost

- \$60 Recording Fee, GL 10-5-10-00-590

## Public/Customer Impact

- Aligning Park District boundaries provide recreational services at resident rates to these homeowners.
- Builds the tax base to the Carol Stream Park District.

## Recommendation (Roll Call)

That the Board make a motion to approve Ordinance No. 587, an Ordinance annexing property located at 4N210 Old Gary Avenue to the Carol Stream Park District.

*Prepared By:*

Yevgeniy Bolotnikov, Esq.  
Ancel, Glink P.C.  
175 E. Hawthorn Parkway  
Suite 145  
Vernon Hills, IL 60061

*This space reserved for Recorder's use only.*

**CERTIFICATION**

I, Sue Rini, do hereby certify that I am the Secretary of Carol Stream Park District, located in DuPage County, Illinois, and as such I am the keeper of the Ordinances, Minutes, and other records of the Carol Stream Park District.

I further certify that the attached is a true and correct copy of Ordinance No. 587 "An Ordinance Annexing Certain Territory to the Carol Stream Park District."

Witness my hand this 14<sup>th</sup> day of April 2025.

---

Sue Rini, Secretary, Carol Stream Park District

**ORDINANCE NO. 587**

**AN ORDINANCE ANNEXING  
CERTAIN TERRITORY TO THE  
CAROL STREAM PARK DISTRICT**

---

WHEREAS, the Carol Stream Park District (“**Park District**”) is an Illinois park district organized and operating pursuant to the Park District Code (“**Code**”), 720 ILCS 1205/1-1 *et seq.*;

WHEREAS, Section 3-9 of the Code, 720 ILCS 1205/3-9, authorizes park districts to annex territory containing 80 acres or less that is not incorporated within a park district, and is that is wholly bounded by one or more park districts and an arterial street; and

WHEREAS, the Carol Stream Park District Board of Commissioners desires to annex 4N210 Old Gary Avenue, Hanover Park, Illinois 60133 (the “**Territory**”), which is legal described in **Exhibit A**, which is attached hereto and incorporated herein;

WHEREAS, pursuant to Section 3-9 of the Code, on March 4, 2025, the Park District published a notice not more than 45 nor less than 30 days before the passage of this Ordinance, in the Daily Herald, which is a newspaper with a general circulation within the Park District, which notice stated that the Park District would contemplate the annexation of the Territory described in the notice at its April 14, 2025 Park District Board of Commissioners regular board meeting;

WHEREAS, said Territory contains 80 acres or less that is not incorporated within a park district, and is that is wholly bounded by one or more park districts and an arterial street;

WHEREAS, the Carol Stream Park District Board of Commissioners hereby finds and determines that it to be in the best interests of the Carol Stream Park District and its residents to annex the Territory.

NOW THEREFORE, BE IT ORDAINED by the President and Board of Commissioners of the Carol Stream Park District, DuPage County, Illinois, as follows:

SECTION 1: That the Territory, legally described in Exhibit A, attached hereto, is hereby annexed to the Carol Stream Park District.



SECTION 2: That the Secretary of the Carol Stream Park District is hereby directed to record and file in the offices of the DuPage County Clerk and the DuPage County Recorder's Office, Wheaton, Illinois, being the County in which the Territory is situated, a certified copy of this Ordinance, together with an accurate map of the Territory hereby annexed, said map being attached hereto and made a part hereof, and labelled as **Exhibit B**, which is attached hereto and incorporated herein.

SECTION 3: This Ordinance shall be in full force and effect from and after its passage and approval and when a certified copy thereof, together with an accurate map is filed with the DuPage County Clerk and the DuPage County Recorder's Office; and thereupon, said Territory shall be subject to the jurisdiction of the Carol Stream Park District.

PASSED this 14<sup>th</sup> Day of April, 2025.

AYES:\_\_\_\_\_

NAYS:\_\_\_\_\_

ABSENT:\_\_\_\_\_

ABSTAIN:\_\_\_\_\_

CAROL STREAM PARK DISTRICT

\_\_\_\_\_  
PRESIDENT

ATTEST:

\_\_\_\_\_  
SECRETARY

## **EXHIBIT A**

### **LEGAL DESCRIPTION**

THE SOUTH ONE HUNDRED AND THIRTY-TWO AND TWELVE HUNDREDTHS (132.12) FEET OF THE EAST TWO HUNDRED AND NINETY-SEVEN AND FOURTEEN HUNDREDTHS (297.14) FEET OF THE EAST HALF OF THE NORTHEAST QUARTER OF THE SOUTHWEST QUARTER OF SECTION TWENTY (20), TOWNSHIP 40 NORTH, RANGE 10 EAST OF THE THIRD PRINCIPAL MERIDIAN, IN DUPAGE COUNTY, ILLINOIS

PIN: 02-20-300-005.

Common Address: 4N210 Old Gary Avenue, Hanover Park, Illinois 60133



**PETITION FOR ANNEXATION**  
**TO THE CAROL STREAM PARK DISTRICT**  
**CAROL STREAM, DUPAGE COUNTY, ILLINOIS**

The Petitioner, DAVID BUSCH, respectfully petition to annex to the Carol Stream Park District, DuPage County, Illinois, the territory located at 4N210 Old Gary Avenue, and legally described on Exhibit A attached hereto and made a part hereof.

Petitioner represents and states as follows:

1. The described territory is within the corporate limits of the Village of Carol Stream, a municipality organized and existing under the laws of the State of Illinois.
3. There are no electors residing within the described territory.
4. Petitioners are the sole owners of record of all land within the described territory and have executed this Petition as the Owners of the described territory.

WHEREFORE, Petitioners respectfully request that Carol Stream Park District, DuPage County, Illinois, annex the described territory to the Park District in accordance with the provisions of this Petition and in accordance with the law in such case made and provided.

Signed this 31<sup>ST</sup> day of MARCH, 2025

  
Owner


  
Witness

Exhibit C


STATE OF ILLINOIS )

) SS

COUNTY OF DUPAGE )

I, the undersigned, a Notary Public, in and for the County and State aforesaid,  
DO HEREBY CERTIFY that David Busch, personally known to me to be the  
same person whose name is subscribed to the foregoing Petition to Annex, appeared  
before me this day in person and severally acknowledged that he/she signed and  
delivered the said Petition to Annex and caused the corporate seal of said Company  
to be affixed thereto, pursuant to authority given by said Company, as his/her free  
and voluntary act, and as the free and voluntary act and deed of said Company, for the  
uses and purposed therein set forth.

GIVEN under my hand and official seal, this 31<sup>st</sup> day of March, 2025.



Debbie Greninger  
Notary Public

**To:** Board of Commissioners  
**From:** Sue Rini, Executive Director

**Date:** April 14, 2025

**Approval:** Pleasant Hill Playground Purchase

**Agenda Item # 7C**

---

## Issue

Should the Board increase the Executive Director's authority to purchase playground equipment for Pleasant Hill Park from \$150,000 to an amount not to exceed \$180,000.

## Background/Reasoning

On February 24, 2025 the Board granted authority to the Executive Director to purchase a playground for Pleasant Hill Park in an amount not to exceed \$150,000. As updated engineering and cost estimates have been collected, the overall project cost is approximately \$90,000 under the it's \$1.2M budget. The lower the cost of the project, the lower our OSLAD matching amount will be.

In order to capture the most value from grant matching funds, accommodate the largest number of students on the playground at one time, and address the input received during community input sessions, we requested Hitchcock to upgrade the playground equipment and add several ground level play panels. The additional \$30,000 equipment plan is attached; the total playground price tag will be capped \$180,000. This will still allow for approximately \$60,000 in contingency should there be any unexpected issues to address.

## Supporting Documents

- NuToys Playground Equipment and Layout (note, this is not the final color)
- Hitchcock Design's Updated Playground Cost Opinion
- Color options for the new Playground will be shared at Monday's meeting \*\*

## Cost

Capital GL# 32-5-00-00-774

## Public/Customer Impact

Statistics show renovating and/or replacing playground equipment increases property values of surrounding neighborhoods. When local governmental bodies cooperate, the community reaps the benefits.

**Recommendation (Roll Call)**

That the Board increase the Executive Director's authority to purchase playground equipment for Pleasant Hill Park from \$150,000 to an amount not to exceed \$180,000.

Existing PTA Playground that will remain on site:







Pleasant Hill Park - Option 3

CSD25PLE3 • 3.25.2025



© 2025 Landscape Structures. All Rights Reserved





Pleasant Hill Park - Option 3

CSD25PLE3 • 3.25.2025



© 2025 Landscape Structures. All Rights Reserved





landscape  
structures

Pleasant Hill Park - Option 3

CSD25PLE3 • 3.25.2025

  
**nutoys**  
Leisure Products

© 2025 Landscape Structures. All Rights Reserved





*landscape*  
structures

Pleasant Hill Park - Option 3

CSD25PLE3 • 3.25.2025

**nJOYS**  
Leisure Products

© 2025 Landscape Structures. All Rights Reserved





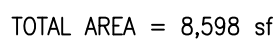
Pleasant Hill Park - Option 3

CSD25PLE3 • 3.25.2025



© 2025 Landscape Structures. All Rights Reserved





TOTAL AREA = 8,598 sf



Box 7075  
Westchester, IL 60154  
708-579-9055  
708-579-0109 (fax)  
1-800-526-6197

March 26, 2025

Pleasant Hill Park  
Carol Stream, IL  
OPTION 3  
PlayBooster/Quantis/FitCore Extreme

<u>QTY.</u>	<u>NO.</u>	<u>DESCRIPTION</u>	<u>UNIT PRICE</u>	<u>PRICE</u>
<b>PlayBooster Component System</b>				
1	152443A	Grid Walk w/Barriers		\$ 4,640
1	152907C	Deck Link w/Barriers Steel end panels 3 Steps		3,575
1	229832A	Dot-to-Dot Climber		3,035
1	345317A	Logo Climber 64"Dk DB		1,970
1	345309A	Lollipop Climber 48"Dk DB		1,950
1	345312A	Loop Ladder 48"Dk DB		1,245
1	152911C	Curved Transfer Module Left 48"Dk DB		3,900
1	111228A	Square Tenderdeck		1,375
1	111231A	Triangular Tenderdeck		1,060
1	115236A	Ball Maze Panel Above Deck		1,645
1	345291A	Bongo Panel Above Deck		1,325
1	345282A	Bubble Panel Above Deck		1,135
6	116244A	Pipe Barrier Above Deck	\$ 835	5,010
1	185296A	10' PlayOdyssey Tower <sup>1</sup>		36,735
1	185346A	10' Tower SlideWinder2		7,425
1	120902A	Handhold Leg Lift		275
2	111404B	140"Alum Post DB	500	1,000
2	111404A	148"Alum Post DB	530	1,060
3	111404Z	182"Steel Post DB 44" Bury	620	1,860
1	130390A	Double Swoosh Slide 64"Dk DB1		3,155
1	148426A	Firepole Perm Handholds 48"Dk DB		1,030
1	124863C	SlideWinder2 48"Dk DB 2 Left		3,485
1	222708B	WhooshWinder Slide 96"Dk DB1		6,475
1	182503C	Welcome Sign (LSI Provided) Ages 5-12 years Direct Bury		-
SUBTOTAL				\$ 94,365
<b>Quantis Component System</b>				
1	322404A	Quantis A.3 DB <sup>1</sup>		\$ 36,875
<b>FitCore Extreme</b>				
1	244196A	Angled Balance Beam Triple (5-12) DB		\$ 2,940
1	244201A	High Step (5-12) DB		5,670
1	244193A	Jump Hang (5-12) DB <sup>1</sup>		7,510
SUBTOTAL				\$ 16,120

**7-Place Single Post Swing Set**

5	174018A	Belt Seat Proguard Chains 8' Beam	\$ 165	\$ 825
1	237296A	Friendship Swing w/Single Post Frame 52" Bury ProGuard Chains		4,320
1	177351A	Molded Bucket Seat (5-12 yrs) w/Harness Proguard Chains 8' Beam		1,140
3	177345A	Single Post Swing Frame 52" Bury Additional Bay 8' Bea	1,290	3,870
SUBTOTAL				<u>\$ 10,155</u>

**Freestanding Play Equipment**

1	173592A	Oodle Swing DB Only <sup>1</sup>		\$ 7,330
1	173591A	OmniSpin Spinner Surface Mount <sup>1</sup>		10,935
SUBTOTAL				<u>\$ 18,265</u>

EQUIPMENT TOTAL	\$ 175,780
CONTRACT DISCOUNT - 8%	(14,062)
SHIPPING	13,164
TOTAL	<u>\$ 174,882</u>



**To:** Board of Commissioners  
**From:** Shane Hamilton, Director of Parks & Facilities  
**Date:** April 14, 2025  
**Approval:** Pleasant Hill – Pickleball Court Conversion

**Agenda Item # 7D**

---

## Issue

Should the Board approve a contract with Sport Court Midwest, Elmhurst, IL to convert the existing tennis courts at Pleasant Hill Park to six pickleball courts through Sourcewell for \$146,300.

## Background/Reasoning

- Sport Court Midwest is a member of Sourcewell so this portion of the project is exempt from competitive bidding.
- Sport Court Midwest Sourcewell Vendor #060518-CSC.
- Utilizing national consortiums saves approximately 5-10% from typical costs.
- This portion of the project will become a 'By Owner' item and handled outside the overall contract for Pleasant Hill Park similar to the playground equipment.

## Supporting Documents

- Sport Court Midwest Proposal

## Cost

- The proposal cost is \$146,300.
- Budget source: Capital Fund Account #32-5-00-00-774

## Public/Customer Impact

Utilizing national purchasing programs allows the District to see savings on the overall project and allows the District to stretch dollars.

## Recommendation (Roll Call)

That the Board approve a contract with Sport Court Midwest, Elmhurst, IL to convert the existing tennis courts at Pleasant Hill Park to six pickleball courts through Sourcewell for a total of \$146,300.



## Sport Court Midwest

747 Church Rd, Suite G10 Elmhurst, IL 60126  
Ph 630-350-8652 Fax 630-350-8657

### PROPOSAL

4/2/25

#### Carol Stream Park District

849 W. Lies Road, Carol Stream, IL 60188  
Attn: Shane Hamilton, Director of Parks & Facilities

#### Pleasant Hill Park/ Carol Stream PD

PROJECT: Repair/Refurbish and Convert two tennis courts to 6 pickleball courts. With 4' fence

SECTION:

PRODUCTS: Repair asphalt with acrylic patch binder. Sport Court Pickleball surface, 15-year warranty, never needs to be painted, 6 Courts with 6 sets of Pickleball nets/posts. 120x115' (13,800'), Add security edging on low side and ramp edge on High Side. Install fence 4' high across 115 LF' w 2 gates. Add One gate to outer fence for entrance

AREA(S):

GAME LINES: 6 pickleball courts painted white lines.

Repair cracks 600 lineal feet, on asphalt. Put down one coat of Black tennis court resurfacer.	\$8100.00
Install 13,800" of Sport Court Pickleball Surface. Official Modular Surface for USA Pickleball. 15-year warranty. Paint lines White.	\$107,300.00
Install 6 sets of pickleball posts and nets with 13 piers, Jackhammer Out old tennis posts.	\$15,400.00
Install 115 lineal feet of 4' Chain link fence between courts With 2 gates	\$13,900.00
Add one more gate to outer fence per plans	\$1600.00

**Total: \$146,300.00**

#### SOURCEWELL PRICING

- Connor Sport Court name – Vendor # 060518-CSC

- 1) Bid is based on information and quantities provided above. Should you not agree or feel anything is missing, please contact, Patrick Walker for possible corrections and adjustments.
- 2) Labor will be prevailing wage
- 3) Material costs are subject to change after 60 days of quote. We hereby propose to furnish labor and materials – complete in accordance with the above specifications, for the quoted amounts listed above.
- 4) Contact Pat Walker-Project Manager 630 615 0049 with questions.

**Payment is to be made as follows: HALF DOWN WITH ORDER. Final due when courts are playable.**

All material is guaranteed to be as specified. All work to be completed in workmanlike manner according to standard practices. Any alteration or deviation from the above specifications involving extra cost, will be executed only upon written orders, and will become an extra charge over and above the estimate. All agreements contingent upon strikes, accident or delays beyond our control.

**ACCEPTED**

By \_\_\_\_\_ Title \_\_\_\_\_ Date \_\_\_\_\_